



Superintendent's Proposed Attendance Area Adjustment Plan for SY 2020-21

EQUITY IN ACTION

OVERVIEW

The Board of Education voted 7-0 in January 2019 to direct the Superintendent to provide his recommendation to address school crowding.

On August 20, Superintendent Michael Martirano presented his recommendation for addressing HCPSS school capacity. The proposal takes into consideration the priorities expressed by the Attendance Area Committee and community members, Policy 6010 standards that include transportation times and costs, and our fiscal obligations through effective use of existing school resources.

CRITICAL PRIORITIES

Three major factors drove the development of this proposal:

1. Balance capacity utilization among schools throughout our system, cost effectively.
2. Advance equity by addressing the distribution of students participating in the Free and Reduced-price Meals program (FARMs) across schools to the extent feasible, with a goal to bring more schools closer to the county average.
3. Plan ahead for the High School #13 boundary adjustments, by minimizing double moves as much as possible.

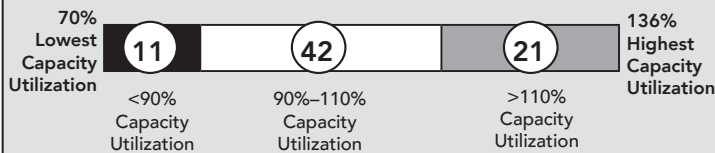
CAPACITY Imbalance

For SY 2020-21:

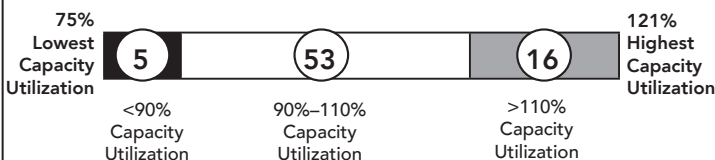
32 schools outside target utilization as defined by Policy 6010, meaning enrollment is either below 90% or above 110% of capacity.

IMPACT: CAPACITY Utilization

Without Boundary Adjustment



Superintendent's Proposal



IMPACT: SOCIO-ECONOMIC Equity

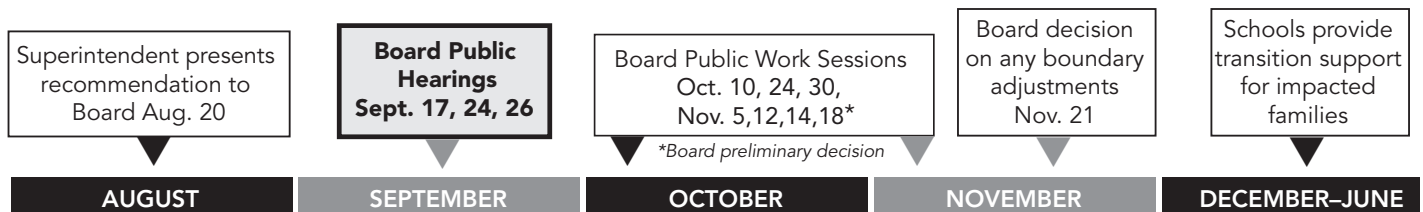
FARMs Distribution

	ES	MS	HS
Without Adjustments	<ul style="list-style-type: none"> County average: 22.5%* Distribution range among schools: <5% – >68% 		
	<ul style="list-style-type: none"> 12 schools at or above 50% FARMs including 4 above 60% 	<ul style="list-style-type: none"> 2 schools above 50% FARMs 	<ul style="list-style-type: none"> 4 schools above 40% FARMs, including 3 above 45%
Superintendent's Proposal	<ul style="list-style-type: none"> All schools at or below 54% 6 above 50% 10 highest schools reduced by combined 82% 21 move closer to county average 	<ul style="list-style-type: none"> All schools at or below 45% 5 highest schools reduced by combined 38% 11 move closer to county average 	<ul style="list-style-type: none"> All schools at or below 42% 4 highest reduced by combined 18% 9 move closer to county average

*Based on official SY18-19 enrollment (9/30/18) and FARMs participation (10/18) data

PROCESS TIMELINE and PUBLIC FEEDBACK OPPORTUNITIES

The Board will hold a series of public hearings and work sessions to deliberate and make a final decision by November 21.



More details on reverse page. Additional information can be found at www.hcpss.org/school-planning/boundary-review/

IMPACT DETAILS: Capacity Utilization

Many schools in some county areas are significantly crowded, while there is unused capacity in schools in other regions. The Superintendent's proposal would bring 53 schools within the capacity utilization target of 90-110% as defined in Policy 6010. Without boundary adjustments, 42 schools are within the target.

This proposal would bring down 9 of the top 10 elementary schools currently above target, with greatest impact at:

- Bryant Woods, reducing from 125% to 108%
- Cradlerock from 116% to 96%
- Elkridge from 118% to 83%
- Fulton from 122% to 105%
- Hollifield Station from 126% to 110%
- Pointers Run from 124% to 99%
- St. John's Lane from 119% to 99%
- Waverly from 112% to 106%

15 out of 20 middle schools would be within target utilization. The middle schools with greatest impact:

- Dunloggin, reducing from 115% to 111%
- Ellicott Mills from 130% to 121%
- Hammond from 116% to 108%
- Patapsco from 121% to 113%

10 out of 12 high schools would be within target utilization. The high schools with greatest impact:

- Howard, reducing from 136% to 119%
- Centennial from 120% to 111%
- Mt. Hebron from 117% to 104%
- Hammond from 116% to 108%
- Long Reach from 114% to 107%

LANGUAGE SUPPORTS

World language and sign language interpreters for Board public hearings and work sessions are available on request.

World language: Call Monica Ranta, 410-313-7102

Sign language: Call Colleen Markiewicz, 410-313-7046

Para solicitar un intérprete de español para audiencias públicas y sesiones de trabajo de la Junta, comunicarse con el Centro de Llamadas en Español al 410-313-1591.

如果您在参加教委会公开听证会或工作会议时需要中文翻译, 请拨打中文热线, 410-313-5920与我们联系。

교육이사회의 공청회와 작업 세션 참여를 위한 한국어 통역이 필요하다면, 한국어 콜센터 410-313-1592로 연락하십시오.

IMPACT: SUMMARY

Superintendent's Proposed 2020-21 Boundary Adjustment Plan

	ES	MS	HS	Total
Students reassigned	3,194	1,351	2,851	7,396
Schools AT or BELOW capacity target	28 out of 42	15 out of 20	10 out of 12	53 out of 74
Without adjustment	22	14	6	42
Socio-economic Equity (FARMs %)	At or under 54%	At or under 45%	At or under 42%	
Without adjustment	68%	53%	47%	

IMPACT DETAILS: Socio-Economic Equity

The FARMs distribution varies considerably across schools, from less than 5% to above 60%. This causes some schools to be significantly challenged in providing the services and supports their children and families need. This proposal would move 41 schools closer to the 22.5% county FARMs average.

The elementary schools with greatest impact:

- Stevens Forest, moving from 68% to 54%
- Phelps Luck from 63% to 36%
- Laurel Woods from 61% to 49%
- Swansfield from 61% to 44%
- Ducketts Lane from 55% to 49%

The middle schools with greatest impact:

- Lake Elkhorn, moving from 53% to 41%
- Harper's Choice from 52% to 34%
- Oakland Mills from 48% to 45%
- Wilde Lake from 47% to 45%
- Thomas Viaduct from 45% to 42%

The high schools with greatest impact:

- Long Reach, moving from 47% to 42%
- Wilde Lake from 46% to 38%
- Oakland Mills from 45% to 41%

MORE INFORMATION

- Visit www.hcpss.org/school-planning/boundary-review/ for complete information and updates, including the Superintendent's presentation, impact charts and maps, a schedule and frequently asked questions.
- Watch for updates in HCPSS News emails, Facebook and Twitter.

HCPSS Definition of Equity

EQUITY is providing the access, opportunities and supports needed to help students, families and staff reach their full potential by removing barriers to success that individuals face.