





**July's Reading Calendar**

<b>Monday</b>	<b>Tuesday</b>	<b>Wednesday</b>	<b>Thursday</b>	<b>Friday</b>	<b>Saturday</b>	<b>Sunday</b>
<b>Fluency</b>	<b>Journal Entry</b>	<b>Word Work</b>	<b>Comprehension</b>	<b>Vocabulary Building</b>	<b>Websites</b>	<b>Field Trips</b>
<p>Read a funny poem out loud. First read it slowly and then read it faster.</p>	<p>Write a journal entry for a famous person in history.</p>	<p>Play family games like <b>Scrabble</b> or <b>Boggle</b>.</p> 	<p>Write a letter to the main character of the book you are reading. Give them advice on how to solve the problem they are having in the story. Tell them if you have ever had a problem like this one.</p>	<p>Play <b>Hangman</b> or create a <b>Wheel of Fortune</b> game.</p>	<p><a href="http://www.sikids.com">http://www.sikids.com</a></p> <p>*Read about your favorite sports star.</p>	<p><a href="http://www.whitehouse.gov/WH/kids/html/home/html">http://www.whitehouse.gov/WH/kids/html/home/html</a></p> <p><i>Take a tour of the white house.</i></p>
<p>Choose a picture book and read it as if you are doing a play. Assign parts to your family members and tell them to read with lots of expression!</p>	<p>Write a journal entry that is named "The kids on my street".</p>	<p>Play <b>Spot and Check</b> in the car, at the grocery store, or even while waiting for an appointment. Have your child look at advertisements for words that have particular letter combinations. This works great with those odd vowel patterns, au, aw, ew, oo, er, ir, or, ur, etc. When your child spots a word, have him read the sentence aloud.</p>	<p>Read a poem and create an illustration that shows the main idea of the poem.</p> 	<p>Play <b>Change-a Word</b> Give your child a sentence like "I played a quiet game." Then ask him to change one word to change the meaning of the sentence such as, "I played a noisy game." When your child gets the hang of this game, see if he can change more than one word. For example: "We drove down a bumpy road." could be changed to "We drove up a smooth road."</p>	<p><a href="http://www.ajkids.com">www.ajkids.com</a></p> <p>*Ask a question about the solar system.</p>	<p><a href="http://www.dubblebubble.com/tour.html">www.dubblebubble.com/tour.html</a></p> <p><i>Take a virtual field trip a bubble gum factory</i></p>
<p>Help in the kitchen by reading a recipe for your mom or dad.</p> 	<p>Sometimes people are so silly. Write a "things to do" list for a very silly person.</p>	<p>Play "<b>Tic-Tac-Toe Blends</b>" Draw a tic-tac-toe board. Instead of choosing an x or an o each player chooses a letter blend. Each player takes turns writing his blend in an empty space on the board. But, before he writes, the player must say a word that starts with that blend. The winner is the player who writes his blend in three spaces in a row (horizontally, vertically, or diagonally) <b>Ex: bl, cl, br, tr, fl, gl, pl, scr, sk, spr, (This will also work with digraphs wh, th, sh, ch, ph etc)</b></p>	<p>After reading a book, use sidewalk chalk to draw your main character and the steps he/ she took to solve their problem. Share your work with a friend.</p>	<p><b>Play a game with Idioms.</b> Tell your child an idiom like, "it's raining cats and dogs". Have your child write a sentence using the idiom to demonstrate they understand the correct meaning. *You can also have your child illustrate the literal meaning of the phrase, such as drawing a picture of dogs and cats coming down from the sky as if it was literally, "raining cats and dogs".</p>	<p><a href="http://www.starfall.com">www.starfall.com</a></p> <p>*Go into the "I'm Reading" page and read a non-fiction story.</p> 	<p><a href="http://geoweb.tamu.edu/RAventure/virtual.html">http://geoweb.tamu.edu/RAventure/virtual.html</a></p> <p><i>Learn about the geological history of the Big Bend Park and take a virtual tour.</i></p>
<p>Reread your favorite fairy tale with a family member and add interesting sound effects.</p>	<p>What an awful bully! Describe how you will escape his/her clutches.</p>	<p>Play <b>Word Scramble</b>. Cut 50 small squares of paper and write a letter of the alphabet on each square. Make several copies of each vowel (a,e,i,o,u) and common consonants (l,m,n,s,t,r). Pick seven letters and use the letters to make as many words as possible.</p>	<p>Find out how to make ice cream or a new dessert to share with your family. Ask your parents to help you make it.</p>	<p>Think of a word of the week and have everyone in your family use it in their everyday language.</p>	<p><a href="http://www.timeforkids.com/TFK">www.timeforkids.com/TFK</a></p> <p>Time For Kids</p>	<p><a href="http://www.nmnh.si.edu/paleo/dino/index.html">http://www.nmnh.si.edu/paleo/dino/index.html</a></p> <p><i>Explore the dinosaur exhibit</i></p>