

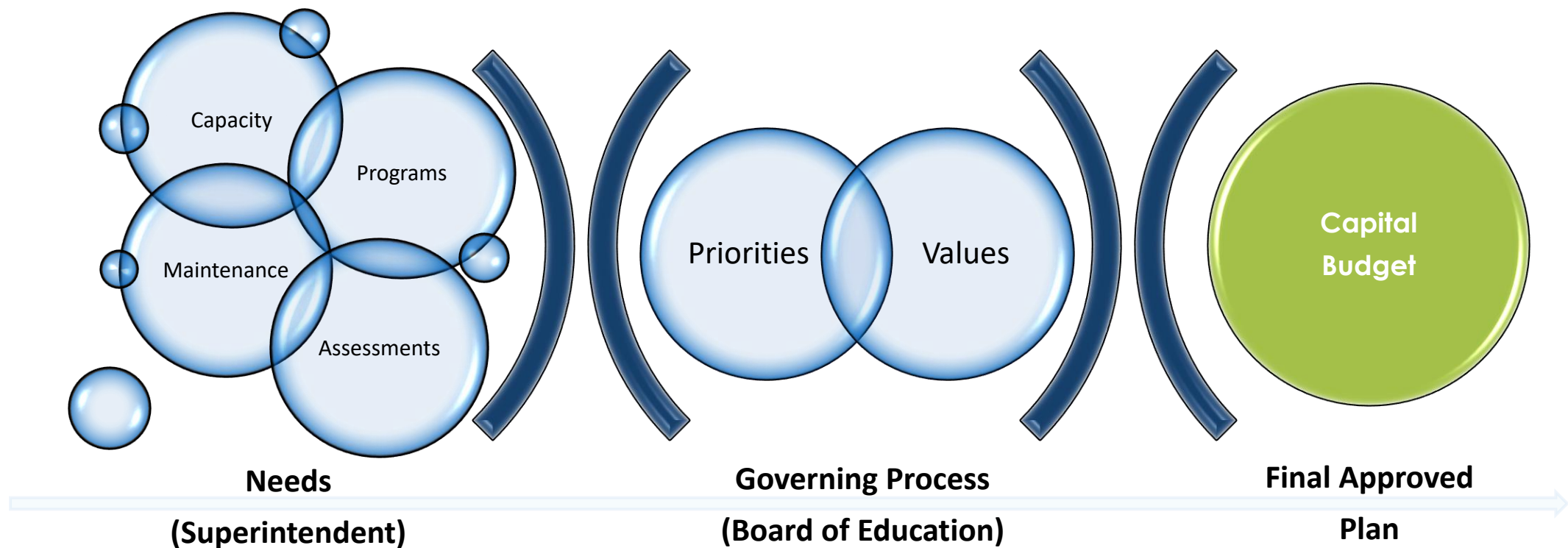
Capital Budget Criterion Standardization Process

Stakeholder Meetings
January / February 2025

Capital Budget

- Capital Budget is funding for physical needs

- Challenge: balance growing needs within fiscal constraints



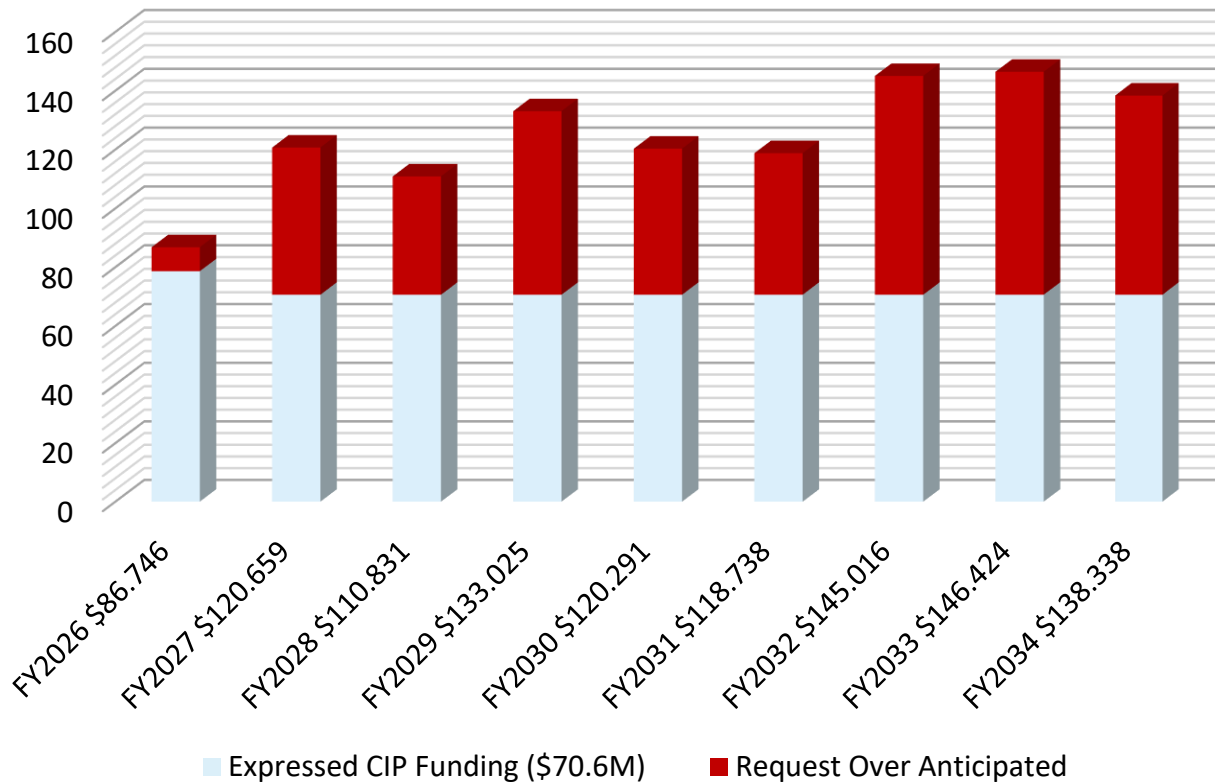
Capital Budget Impacting Factors

FY 2026-2035 Long-Range Master Plan

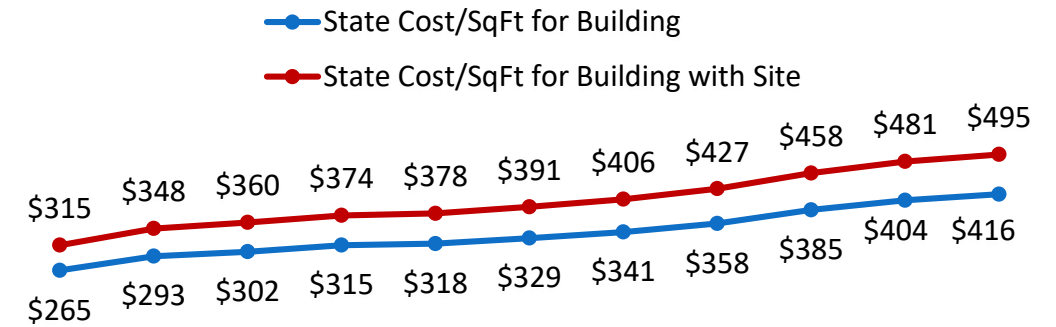
Board of Education's Proposal

10/10/2024

(In Thousands)



State Cost of Construction Per SqFt



Fiscal Year	Middle FY	Fiscal Year	Fiscal Year	Middle FY	Fiscal Year	Fiscal Year	Fiscal Year	Fiscal Year	Fiscal Year	Fiscal Year
2018	2018	2019	2020	2020	2021	2022	2023	2024	2025	2026

- Cost of construction continues to rise with 57% increase since FY 2018.
- Anticipated static annual Capital Improvement Plan Funding - \$70.6M.
 - \$50M-\$54M local.
 - \$16.6M State FY26 (variable).
- Built to Learn Act Remaining Balance - \$75.5m.
- State Cost Share Percentage has decreased from 56% to 51%.


Capital Budget Standardization Process

How can we use facility and enrollment data to prioritize capital needs?

Creation of a collaborative, objective, and data-based approach:

- Identify overarching categories that encompass the general needs of the Capital Budget.
- Identify individual criteria within each category with detailed factors.
- Determine a scoring system/methodology, ensuring that scores are normalized based on the ranges of data for each factor.

Process timeline:

- 
- March 7, 2024 - The Board established a work group to develop a process to define priorities.
 - March 11 and April 22 - Six work group meetings held.
 - May 23, 2024 - Work Group Report to the Board.
 - June 6, 2024 - Board of Education Public Hearing.
 - Board requested staff to provide additional development of the criterion and method.
 - **Work to progress prioritization process per BOE request and receive stakeholder feedback.**
 - March 27, 2025: Report to the Board of Education.

Proposed Categories and Criteria

Scored Categories (%) and Criteria (points)

- **Facility Condition – 55%**

- State Facility Assessments FCI / SFA (20)
- HCPSS Deferred Maintenance (15)
- HCPSS Maintenance Tracking (5)
- Health and Safety (10)
- Feed pattern / building condition (student experience within feeds) (10)

- **Facility Utilization and Space – 45%**

- Capacity (utilization) (35)
- Feed pattern / capacity (student experience within feeds) (10)
- Educational Sufficiency (10)

Categories and Criteria Descriptions

Facility Condition includes:

- **State Facility Assessment (SFA) and the resulting Facility Condition Index (FCI)** - State assessment of facilities based on depletion of expected service life of systems.
- **HCPSS Deferred Maintenance** - maintenance items or facility components that have reached the industry determined expected life.
- **HCPSS Maintenance Tracking** - time and funding spent maintaining each facility.
- **Health and Safety** - physical health and safety aspects of each facility.
- **Feed Pattern utilizing building condition** - equity of student educational path related to physical facility condition.

Facility Utilization and Space includes:






- **Capacity or Utilization of a school** - annual enrollment projections and capacity needs.
- **Feed Pattern and capacity utilization** - equity of student educational path related to capacity utilization.
- **Educational Sufficiency** - comparison of space use to Board approved Educational Specifications and space required by legislation.

Equity as a Lens

LOOKING THROUGH THE EQUITY LENS



**FOR ANY POLICY, PROGRAM, PRACTICE, DECISION, OR ACTION,
CONSIDER THE FOLLOWING QUESTIONS**

-  Who are the under-represented groups affected by this policy, program, practice, decision, or action? What are the potential impacts on these groups?
-  Does this policy, program, practice, decision, or action worsen existing disparities or produce other unintended consequences?
-  How have you intentionally involved stakeholders who are also members of the communities affected by this policy, program, practice, decision, or action? Can you validate your assessments in #1 and #2, having considered this stakeholder reaction?
-  What are the barriers to more equitable outcomes (e.g., mandated, political, emotional, financial, programmatic, or managerial)?
-  How will you (a) mitigate the negative impacts and (b) address the barriers identified above?

Complete this survey for Staff by Feb 12:


ENGLISH:



SPANISH:



CHINESE:



KOREAN:



Survey in English: <https://forms.gle/gWjxqkYNUYWRUV247>

Survey in Spanish: <https://forms.gle/LqpgUj737z9jHZE6>

Survey in Chinese: <https://forms.gle/aEVW13rEqb5RBMDv7>

Survey in Korean: <https://forms.gle/gjEG63uRosX6tnVZ6>

Community Engagement Process

In Person Meetings

- January 27: Guilford Park HS Cafe, 6-7:30pm, short presentation
- January 28: East Columbia Library Branch; 10am-noon, open discussion
- January 29: Wilde Lake HS Cafe, 6-7:30pm, short presentation

Virtual Meetings

- January 31: Virtual access 10am-noon, open discussion
- February 4: Virtual access 1-3:00pm, open discussion
- ***Access to BOTH virtual meetings:***
 - Google Meet <https://meet.google.com/phz-atvo-cdj>
 - Or dial: 252-825-7069 PIN: 966 184 471#

Remaining Board Process

March 27, 2025 – Report to Board

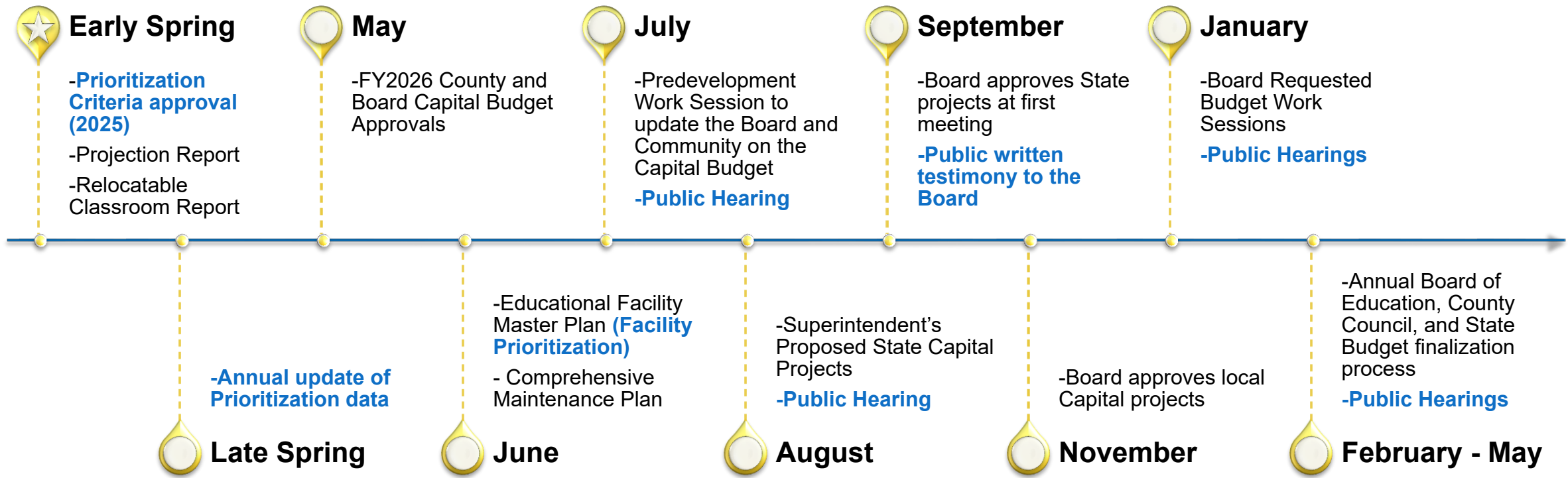
- Types of factors/data
- Scoring template
- Synopsis of community survey feedback
- Schedule

Testimony to Board

- boe@hcpss.org
- <https://www.hcpss.org/board/meeting-participation/>

April 10, 2025 – Board Action

Capital Budget Revised Timeline



More information online and Thank You



Find more information here:

<https://www.hcpss.org/about-us/budgets/capital-budget/prioritization-process/>