

Bollman Bridge Elementary School

PROFILE

2007-08

8200 Savage-Guilford Road • Jessup, MD 20794 • 410.880.5920 • www.hcps/bbes



Bollman Bridge Elementary School was named after the Bollman Truss Railroad Bridge, which was designated in September 2000 as a National Historic Landmark and is located by the historic Savage Mill, less than a mile away. The school serves a diverse community made up of the historic town of Savage, a small neighborhood of Jessup, and a section of Huntington, a part of Columbia. The building shares a 46.95 acre campus with Patuxent Valley Middle.

The mission of Bollman Bridge is to ensure a school community that challenges individual students personally and intellectually to meet their learning potential for lifelong success, and to participate respectfully, responsibly and safely in a diverse and changing world.

Our school is equipped with an automated Media Center with a multi-production room, a 31-station Macintosh Technology Lab, a gymnasium with a rock climbing wall, an art room featuring stained glass windows designed by our students, and a vocal music room with midi-instrumentation. We have a beautiful courtyard with a butterfly garden which is used for structured outdoor instruction.

The students, staff and parents at Bollman Bridge have a strong sense of community. Since July 2004, BBES has been participating as a Positive Behavioral Interventions and Supports (PBIS) School, which has helped us support all students by using effective behavioral practices and processes. We were reconized as PBIS Maryland Exemplar School in 2006 and 2007. The intended outcome for our school-wide behavioral strategies is to foster a safe and nurturing environment to promote optimal learning. The instructional program is enhanced by a strong parent volunteer program, numerous PTA-sponsored activities, and business partnerships. We also have a peer mentoring reading program with Patuxent Valley Middle Schools Students.

Monterey Morell, Principal
Tricia McCarthy, Assistant Principal

Fast Facts

Facility opened: 1988

Additions/Renovations
1994 (A)

School Capacity: 616

Total Enrollment (PreK-5): 583

Student Mobility 2006-07

7.8% Entrants

7% Withdrawals

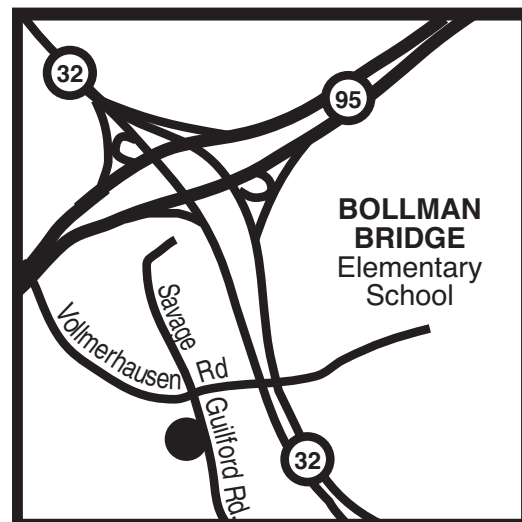
Ethnicity

White	50.4%
African American	29.2%
Asian	8.2%
Hispanic	10.3%
Native American	0.2%
Unidentified	1.7%

Students Receiving Special Services 2006-07

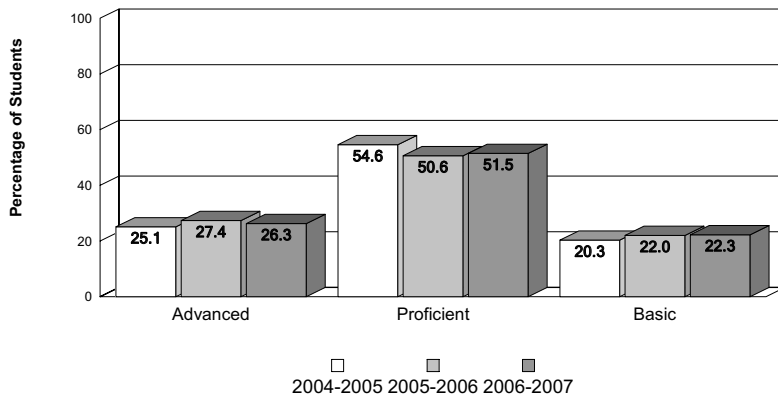
Title I	0%
Ltd. English Proficient	5.4%
Free / Reduced Lunch	21.4%
Special Education	13.5%

PTA members: 300

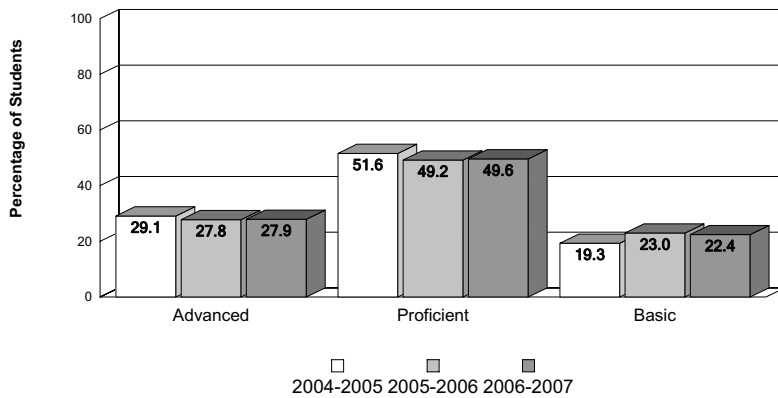


Achievement Data

Bollman Bridge Elementary School MSA - Mathematics



MSA - Reading



Accomplishments

- Parent Involvement Certification of Excellence for 2006-2009
- PBIS Maryland Exemplar School - 2006
- "Technology in Maryland Schools" Program Grant
- Recognition for outstanding performance on the 2004 Maryland School Assessment

Special Programs

- Art Integration Pilot
- F.I.R.M. Tutoring
- Reading Recovery® - one-on-one reading intervention for first-graders
- Regional Early Childhood Center
- Professional Development School - UMCP
- ESOL Support
- PACE Program - Parent and Child ESOL

MSA Standards - Percent Advanced/Proficient

School Year	MSDE AYP Standards		Howard Cty Standard	Bollman Bridge	
	Reading	Mathematics		Reading	Mathematics
2004-2005	57.80	53.60	70.00	80.7	79.6
2005-2006	62.50	58.80	70.00	75.7	77.9
2006-2007	67.20	63.90	70.00	77.5	77.7