

# Atholton High School

## PROFILE

2011-12

6520 Freetown Road • Columbia, MD 21044 • 410.313.7065 • [www2.hcps.org/ahs](http://www2.hcps.org/ahs)



Atholton High School is an exceptional comprehensive high school with a committed group of highly qualified staff members who provide a rigorous and relevant curriculum for all students. Atholton's academic program is tailored to meet the needs of all students, with courses ranging from Advanced Placement and Gifted and Talented to Special Education options. Course offerings are diversified to meet student interests and include Forensic Science, Computer Programming, Journalism, Photography, Psychology, World Languages, Culinary Science, Calculus, SAT Prep, and Jazz Band. Additionally, Atholton's award-winning Army JROTC program provides leadership and academic skill training for 160 cadets.

Atholton's staff members are dedicated to providing an inclusive co-curricular and extracurricular program to meet our students' diverse needs and interests. We offer after-school academic support programs to help students meet with success in their classes and on the state-mandated High School Assessments. We also offer co-curricular clubs such as the Math Team, National Honor Society, Math, Engineering, and Science Achievement, Future Business Leaders of America, and Drama Club. Students with varied extracurricular interests may choose to participate in clubs such as Best Buddies, Active Minds, Red Cross Club, Students Helping Other People, and a full range of award-winning athletic teams.

Atholton High School is proud to be a school where we are Inspiring Excellence Together!

Jennifer M. Clements, Principal

### Fast Facts

**Facility opened** - 1966

#### Additions/Renovations

1972, 1977, 1978, 1987 (A), 1988, 1997 (R), 2003 (R)(A)

**School Capacity:** 1,360

*(This does not include additional capacity provided by 16 portable classrooms.)*

**Total Enrollment:** 1,487

#### Ethnicity

White	56.0%
Asian	15.8%
Hispanic	6.0%
American Indian/Alaskan	0.3%
African American	17.5%
Hawaiian/Pacific Islander	0.1%
Two or more races	4.4%

#### Students Receiving Special Services 2010-11

Ltd. English Proficient	0.8%
Free/Reduced Lunch	5.8%
Special Education	6.4%

**Graduation Rate:** 94.4%\*

\*4-year adjusted cohort

**PTSA members:** 683



## Achievement Data

### Atholton High School

HSA Passrates for Class of 2011				
Subject	Takers	Passed	Bridge Plan Accepted	Met Requirement
Biology	359	354	1	98.9%
Algebra	359	356	1	99.4%
English	359	346	1	96.7%
Government	359	358	0	99.7%
Met with Combined Score			4.4% (16/360)	
Met Requirement			99.7% (359/360)	

SAT Scores and Participation					
School Year	N	Percent Participating	Atholton HS Mean Scores		
			Critical Reading	Mathematics	Writing
2010-2011	309	85.4	562	577	563
2009-2010	283	81.3	557	572	561
2008-2009	280	82.4	562	588	567

Advanced Placement Test Results					
School Year	Number of Exams Taken	Percent of Students taking an AP Exam	Percent of Exams with Score of 3	Percent of Exams with Score of 4	Percent of Exams with Score of 5
2009-2010	571	17.3%	27.8%	29.2%	28.4%
2010-2011	696	19.7%	25.9%	29.2%	32.6%

## Other Facts

**Educational Partnerships:** 10

**National Merit Finalists:** 3

**National Merit Commended:** 21

**National Achievement Outstanding Participants:** 4

70 student clubs

33 interscholastic sports teams

One of top schools in Howard County on all Maryland High School Assessments

Recognized by *Newsweek* and the *Washington Post* as one of the Top High Schools in the United States

### Class of 2011 Documented Decisions

Attend a 4-year college	63.6%
Attend a 2-year college	11.7%
Specialized school, training	0.6%
Employment	0%
Enter the military	0.8%

## Accomplishments

### 2011

- Howard County Sportsmanship Award
- Howard County Comcast Parent Involvement Matters Award winner, Susan Lustbader
- Howard County Teacher of the Year, Haroon Rashed
- JROTC Team County and Regional Titles
- Maryland County and Regional Championship in Cross Country
- Maryland County, Regional, and State Championship in Boys' Indoor Track
- Maryland County and Regional Championship in Boys' Tennis

### 2010

- Math Team county champions
- Office Professional of the Yr. - Robbie Adkins
- Md. Society for Educational Technology HC Technology Leader, Beth DeFrances
- HC Comcast Parent Involvement Matters Award winner, Kayle Simon
- JROTC Team wins County Drill competition, 4th place at Regionals
- Maryland regional baseball champions
- Howard County Sportsmanship Award

### 2009

- JROTC Drill Team swept County Drill Team competition
- First Year Teacher of the Year, Brian Sackett
- Instructional Asst. of the Year, Erik Burnett
- Maryland Regional Championship in Boys Basketball
- Maryland County and District V Championship in Boys Golf
- Maryland Regional Championship in Boys Soccer

## Special Programs

- Academic Life Skills
- Alternative Education
- Black Student Achievement Program
- Career Research and Development
- Future Business Leaders of America
- Future Educators Association
- Head Start Partnership
- High School Assessment Intervention Prog.
- JROTC
- Ninth Grade Team
- Peer Mediation
- Reading Acceleration
- Step It Up to rigorous courses
- Student Leadership Cadre
- Teacher Leadership Cadre

# Centennial High School

## PROFILE

2011-12

4300 Centennial Lane • Ellicott City, MD 21042 • 410.313.2856 • www.centennialeagles.org



For 32 years, Centennial High School has maintained an enviable reputation as one of the premier high schools in the state of Maryland. Centennial was recognized by *Newsweek* magazine as one of the top 1600 schools, nationally, 2010. We are very proud of our teachers and students who continue to challenge themselves in their "commitment to excellence." In recent years, Centennial's many stakeholders have worked diligently to diversify our learning opportunities in order to meet student needs and interests. Humanities, Photography, Chinese Language, African American History, Academic Life Skills, Advanced Composition, Career Academies and Music Theory are just a few of the many unique course offerings that contribute to making Centennial an excellent school. This year, *Newsweek* magazine's Advanced Placement Challenge Index ranked Centennial High School 243 of 1600 schools in the United States.

Our faculty is committed to the mission of identifying and challenging our students in order to know and understand each learner as an individual. It is our goal to provide a safe and emotionally supportive environment that fosters mutual respect and individual integrity. Staff, students, and parents are working together to reduce or eradicate the harmful impact of bullying, cyberbullying and harassment, on learning. We strive to develop in our students the critical skills necessary to become self directed, lifelong learners within a diverse and changing world. With course offerings that encompass the areas of intervention, enrichment, and acceleration, Centennial High School provides our students with the tools to meet and exceed curricular expectations, state mandates, and individual goals.

Our notorious "Eagle Pride" is the product of our many co-curricular programs that so aptly exemplify the true spirit of Centennial High School. Our PTSA, Parents Council of Black Students, Korean Parents Community, Latin Advancement Committee, Athletic Boosters, and Band Backers play a major role in developing critical connections between our students, staff and community. We are exceedingly proud of our collaborative relationships with all stakeholders that make Centennial High School a great place to teach and learn.

Carl Perkins, Principal

### Fast Facts

**Facility opened** - 1977

**Additions/Renovations:**

1998 (R), 2002 (R)(A)

**School Capacity:** 1,360

(This does not include additional capacity provided by 4 portable classrooms.)

**Total Enrollment:** 1,434

**Ethnicity**

White	52.6%
Asian	30.9%
Hispanic	4.3%
American Indian / Alaskan	0.2%
African American	7.1%
Hawaiian / Pacific Islander	0%
Two or more races	5.0%

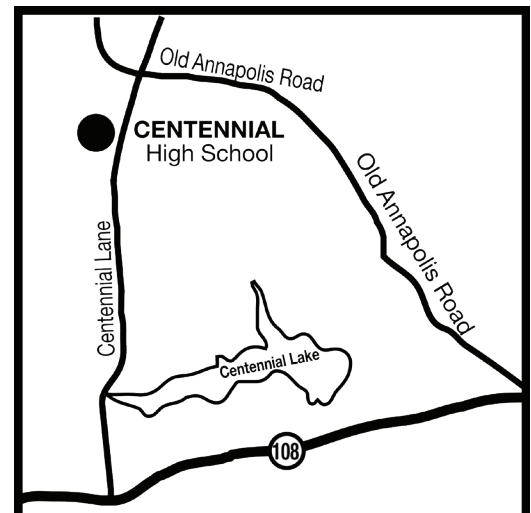
**Students Receiving Special Services 2010-11**

Ltd. English Proficient	1.1%
Free / Reduced Lunch	6.9%
Special Education	4.7%

**Graduation Rate:** 96.9%\*

\*4-year adjusted cohort

**PTA members:** 753



## Achievement Data

### Centennial High School

#### HSA Passrates for Class of 2011

Subject	Takers	Passed	Bridge Plan Accepted	Met Requirement
English	369	354	2	96.5%
Algebra	369	367	0	99.5%
Government	368	362	2	98.9%
Biology	369	360	2	98.1%
Met with Combined Score			5.1% (19/369)	
Met Requirement			99.7% (368/369)	

#### SAT Scores and Participation

School Year	N	Percent Participating	Centennial HS Mean Scores		
			Critical Reading	Mathematics	Writing
2010-2011	317	85.7	583	613	584
2009-2010	311	82.3	585	618	591
2008-2009	311	86.6	571	607	576

#### Advanced Placement Test Results

School Year	Number of Exams Taken	Percent of Students taking an AP Exam	Percent of Exams with Score of 3	Percent of Exams with Score of 4	Percent of Exams with Score of 5
2009-2010	1040	28.4%	20.5%	28.9%	40.8%
2010-2011	1079	30.0%	21.8%	29.1%	37.6%

## Other Facts

### Educational Partnerships

Allcare of Maryland, ARC of Howard County, Boy Scouts of America, Capital Debate, CoHo Grill, Council of Elders, Eggspectations Restaurant, Harbor Hospital IRC, Howard County General Hospital, Howard County Library, Turf Valley Resort

### Class of 2011 Documented Decisions

Attend a 4-year college	78.3%
Attend a 2-year college	17.7%
Specialized school/training	0.3%
Employment	2.2%
Enter the military	0.8%

## Accomplishments

- A. James Clark School of Engineering – #1 Engineering source school in state

### Staff

- Milken Outstanding Educator Award
- Washington Post Educator Leadership Award
- Intel Award for Excellence in Teaching in the Sciences
- Christa McAuliffe Award
- Howard County Chamber of Commerce Educator of the Year
- National Board for Professional Teaching Standards Certification
- U.S. Chamber of Commerce Life Science Educator Award

### Athletics

- 14 People Tree Awards
- 139 County Championships
- 121 Regional Championships
- 45 State Championships

### Academics

- Named one of the top 1600 schools nationally by *Newsweek* magazine, 2010
- Ranked 243 of 1600 schools in the nation, based on the advanced placement challenge index for 2010

## Special Programs

- Alpha Achievers
- Best Buddies Program
- Confucius Classroom – Chinese Language and Culture
- ESOL
- Humanities Program
- Korean-American Student Association
- Maryland Voices Writing Project
- Project Lead the Way
- Science, Technology, Engineering and Math (STEM) Initiative Program

# Glenelg High School

## PROFILE

2011-12

14025 Burnt Woods • Glenelg, MD 21737 • 410.313.5528 • [www2.hcpss.org/ghs](http://www2.hcpss.org/ghs)



### *Celebrating 50 Years of Academic Excellence*

Guided by our vision, "Developing tomorrow's leaders in a community that values scholarship, citizenship and diversity," students at Glenelg are encouraged to excel academically and to maximize their potential. As a community of parents, students and teachers, we are working together to achieve common goals while providing the support and resources necessary for student success.

Since its opening in 1958, Glenelg has been the center of a strong community where parental involvement and traditional values support and complement the school's academic and extracurricular programs. A number of active parent organizations, PTSA, BSAP, Boosters, Band Boosters, Choir Parents, Drama "First Nighters," and Black Student Family and Community Network sustain the school's initiatives in meaningful ways.

Our dedicated faculty and staff strive to provide opportunities for each student to work toward individual and collective excellence. A highlight of our academic program includes implementation of the Science Fair, AP Scholars Program, the GT Mentor Program, the Independent Research Program, and Engineering Programs, in which students and teachers work together to align school system, personal, and community goals to emphasize personal responsibility in a cooperative setting. We continue to expand our technology programs, thanks in large part to the tremendous support and involvement of our parents, PTSA, and the business community.

Our setting in Western Howard County is a blend of the best of both rural and suburban life, and the major growth of recent years has led to a steady increase in our student population. As we work together toward excellence, Glenelg is proud to be the focus of such a dynamic and vibrant community.

Karl Schindler, Principal

### Fast Facts

**Facility opened** - 1958

#### **Additions/Renovations**

1963, 1967, 1969, 1971, 1972 (R), 1986 (A), 1988 (A, R), 2003, 2008 (A), 2009 (A), 2010 (R)

**School Capacity:** 1420

**Total Enrollment:** 1,224

#### **Ethnicity**

White	82.1%
Asian	6.1%
Hispanic	3.3%
American Indian/Alaskan	0.1%
African American	4.8%
Hawaiian/Pacific Islander	0%
Two or more races	3.5%

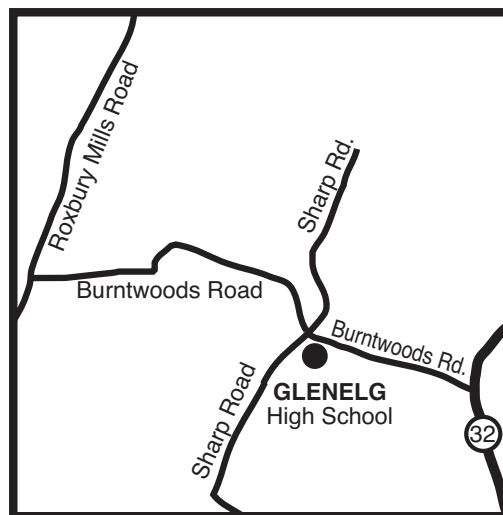
#### **Students Receiving Special Services 2010-11**

Ltd. English Proficient	0.2%
Free/Reduced Lunch	2.1%
Special Education	7.8%

**Graduation Rate: 95.3%\***

\*4-year adjusted cohort

**PTA members:** 667



## Achievement Data

### Glenelg High School

HSA Passrates for Class of 2011				
Subject	Takers	Passed	Bridge Plan Accepted	Met Requirement
Algebra	306	300	2	98.7%
Government	306	300	3	99.0%
English	306	287	4	95.1%
Biology	306	297	2	97.7%
Met with Combined Score			7.2% (22/306)	
Met Requirement			100.0% (306/306)	

SAT Scores and Participation					
School Year	N	Percent Participating	Glenelg HS Mean Scores		
			Critical Reading	Mathematics	Writing
2010-2011	250	81.7	539	566	541
2009-2010	215	77.1	546	559	544
2008-2009	218	78.7	545	566	550

Advanced Placement Test Results					
School Year	Number of Exams Taken	Percent of Students taking an AP Exam	Percent of Exams with Score of 3	Percent of Exams with Score of 4	Percent of Exams with Score of 5
2009-2010	468	21.7%	34.0%	26.3%	15.0%
2010-2011	612	24.1%	34.0%	27.1%	17.0%

## Other Facts

### Class of 2011 Documented Decisions

Attend a 4-year college	67.2%
Attend a 2-year college	28.5%
Specialized school/training	1.3%
Employment	1.6%
Enter the military	1.3%

### Named one of the Top 1300

Schools in the Nation by *Newsweek* magazine - 2006-2010

### Mentor Program

Brookville Animal Hospital, Swales Aerospace, Towson University, D.R.

Brazier Architecture, Howard Co. Courts, Shimadzu, Frederick Flight Center, Howard Co. General Hospital, Union Memorial Hospital Biomechanics Research Lab, MD Oncology/Hematology, Wachovia Bank, MD Sports Care & Rehab., Omni Learn Corp., NSA Programming Internship, National Youth Leadership Forum on Medicine and Health Care, Md. Office of International Relations, National Institute of Health, Howard Co. Council, Johns Hopkins Applied Physics Lab, Johns Hopkins Hospital, Carroll Co. Times, W.R. Grace, Prudential, NASA Goddard, Puttin' on the Ritz

## Accomplishments

### Staff:

- Howard County Teacher of the Year
- Howard County High School Counselor of the Year
- Howard Co. Custodial Excellence Award
- Howard Co. Distinguished Assistant Award
- Howard Co. Educator of the Year nominee
- 2 Howard County Office Professionals of the Year
- Art Educators exhibited in nationally recognized art shows

### Students

- 129 scholarships accepted; approximately \$2,600,000 accepted
- 1 National Merit Scholars Finalist
- 4 National Merit Scholars Commended Students
- 1 Maryland Distinguished Scholar Finalist
- 2 Maryland Distinguished Scholar Semi-finalists
- 29 Maryland Distinguished Scholar Honorable Mention Students
- 1 student accepted to Ivy League School

### Sports, Extracurricular Activities

- GHS sports teams have won 40 state championships over past 54 years; have won 26 Region Titles, 2008-2010.
- Field Hockey won first State Championship, 2010.
- Boys Lacrosse, Wrestling and Cross Country state runner-ups, 2010.
- District V Championships in Softball and Field Hockey, 2010.
- Jazz Ensemble state champions, 1993-2009
- Jazz Ensemble voted one of top four programs in U.S. by *Jazz Educators* magazine.
- Symphonic Band - Superior ratings at District Festival for past 34 years.
- Symphonic Band - National champions Orlando and Myrtle Beach Festivals of Music, 1990-2009.
- Orchestra - Superior ratings at District Festivals.
- Orchestra - National Champions at Orlando, Virginia Beach Music Festivals.
- Vocal Music - Superior Ratings at nationwide competitions and countywide assessments for past 20 years.
- Received "Overall" Best Choral Department at North American Music Festivals, 2006-09.
- Junior Dance Company received an Excellent on adjudications, 2007-10.
- Senior Dance Company received a Superior on adjudications, 2007-10.
- Senior Dance Company accepted to the Maryland State Showcase, 2010.

# Hammond High School

## PROFILE

2011-12

8800 Guilford Road • Columbia, MD 21046 • 410.313.7615 • www.hammondhs.org



Since 1977, the motto at Hammond High School has been “Where People Are Important,” and our staff and students exemplify that motto every day!

Our diverse staff and student body work collaboratively to create a school that is built on the 3 Rs: Rigor, Relevance, and Relationships. Students have access to a rigorous curriculum with courses at all levels of challenge, including Advanced Placement courses, Gifted and Talented classes, and inclusion courses for students with special needs. This commitment to academic excellence ensures that all students are well prepared for their post-graduate college and career goals.

Students also have a myriad of opportunities to engage in relevant academic activities, including Gifted and Talented Mentorships, Career Academies, and hands-on experiences in all of our curricular areas. Our STEM (Science, Technology, Engineering and Math) offerings are on the cutting edge, with our teachers receiving multi-year training as a NASA 21st century learning team. Our Fine Arts department has won countless awards at the county, state and national levels.

Hammond students build strong relationships and excel in their co-curricular and extracurricular endeavors. We have more than 30 clubs dedicated to school and community service and spirit. In the past year, our Advisory program was recognized by the Maryland State Department of Education as an exemplary Character Education program, the Robotics Team won the Battle of Baltimore, the It’s Academic Team was a Baltimore regional finalist, our girls track teams won county and regional championships, and our Dance program received the prestigious professionalism award at the Maryland Dance Festival.

Hammond’s dedicated staff and talented students exemplify excellence in teaching and learning and create a school culture that values critical thinking, diversity, and the enthusiastic embrace of limitless possibilities!

Marcy Leonard, Principal

### Fast Facts

**Facility opened - 1976**

**Additions/Renovations:**

1996 (A), 1998 (R)

**School Capacity:** 1,220

*(This does not include additional capacity provided by 4 portable classrooms.)*

**Total Enrollment:** 1,319

**Ethnicity**

White	37.0%
Asian	8.6%
Hispanic	10.6%
American Indian / Alaskan	0.3%
African American	36.2%
Hawaiian / Pacific Islander	0.1%
Two or more races	7.3%

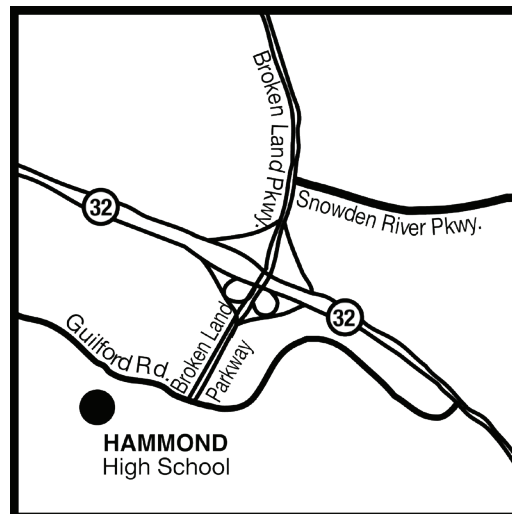
**Students Receiving Special Services 2010-11**

Ltd. English Proficient	3.8%
Free / Reduced Lunch	24.4%
Special Education	10.5%

**Graduation Rate:** 85.2%\*

\*4-year adjusted cohort

**PTA members:** 404



## Achievement Data

### Hammond High School

HSA Passrates for Class of 2011				
Subject	Takers	Passed	Bridge Plan Accepted	Met Requirement
Algebra	308	299	6	99.0%
Biology	308	279	12	94.5%
Government	308	287	11	96.8%
English	308	274	9	91.9%
Met with Combined Score	14.9% (46/308)			
Met Requirement	99.7% (307/308)			

SAT Scores and Participation					
School Year	N	Percent Participating	Hammond HS Mean Scores		
			Critical Reading	Mathematics	Writing
2010-2011	221	71.3	509	518	505
2009-2010	202	60.7	515	518	505
2008-2009	161	62.6	529	525	515

Advanced Placement Test Results					
School Year	Number of Exams Taken	Percent of Students taking an AP Exam	Percent of Exams with Score of 3	Percent of Exams with Score of 4	Percent of Exams with Score of 5
2009-2010	315	12.6%	27.3%	21.3%	19.0%
2010-2011	361	14.2%	27.4%	21.3%	19.1%

## More Accomplishments

**World Language Department** offers AP classes in French, Italian, and Spanish and National Honor Society Chapters in those languages. Students also participate in Poetry Alive Contest, World Languages Spring Showcase, and Foreign Travel.

The **Ninth-Grade Team** focuses on the needs of the 9th grade learner to ensure a successful student transition from middle school. The BEARS (Behavior, Excellence, Attendance, Respect, and Safety) recognizes 9th grade students who demonstrate positive behaviors.

*National Merit Finalists: 1*

**Special Programs:** Alternative Education Program, Early Childhood Development - Little Bear Nursery Gifted and Talented Research Program - college-level research with mentors, Emotionally Handicapped Program, Life Skills Program, Project Lead the Way

### Class of 2011 Documented Decisions

Attend a 4-year college	51.9%
Attend a 2-year college	38.0%
Specialized school/training	1.9%
Employment	2.6%
Enter the military	3.6%

## Accomplishments

**Art Department** participates in school, local, state, and national juried exhibitions; students maintain and restore Inner Harbor Carousel. Art Staff named High School Career Teacher of the Year by Maryland State Art Ed Association.

**Dance Department** - Students have been awarded and honored in the Maryland Distinguished Scholar in the Arts, The Washington Post Arts Scholars, and Maryland All State Dancers.

**English Department** - The English department ensures that all students complete a four-year writing portfolio, ensuring that they have the reflective and analytical skills necessary for a successful transition to two and four year colleges.

**ESOL Department** - Consists of 53 students learning English who speak 8 different languages. The co-teaching model is used in American Government, Biology, English 10, Introduction to Ecological Systems, and Health.

### Gifted and Talented Research Program

Through technology and onsite visitations, students explore college/career interests, write knowledge-based papers supported by research, and present projects to classes and Student Learning Conference.

**Math Department** - Students at all grade levels compete countywide on our Math Team. Participation in the University of Maryland Mathematics Competition is high.

**Music Department** - Music ensembles perform and compete nationally receiving Excellent and Superior ratings at festivals and competitions. Ensembles include Wind Ensemble, Concert Band, Marching Band, Jazz Ensemble, Orchestra, Concert Choir, Vocal Ensemble, and Guitar Ensemble.

**Physical Education and Health Education** - The Health education program certifies several hundred students in American Red Cross Adult CPR each year helping to make the Hammond High community a safer place to live.

**Science Department** - Instrumental in leading faculty toward technology as a teaching tool, encouraging students to individually participate in research programs.

**Social Studies Department** fosters civic responsibility through the Student Government Association, Mock Trial competition, Leadership courses, and Leadership U participation.

**Special Education Department** - Co-teaching gives students specialized instruction in a general education setting.

**Theatre Department** stages two productions annually. Advanced Theatre classes perform One Acts in May.

# Howard High School

## PROFILE

2011-12

8700 Old Annapolis Road • Ellicott City, MD 21043 • 410.313.2867 • [www.howardhighschool.net](http://www.howardhighschool.net)



Howard High School, in its 58th year, serves families from Ellicott City, Elkridge, Hanover and Columbia. The population is both culturally and economically diverse with over three quarters of our graduates enrolling in post-secondary institutions.

Like all other Howard County high schools, Howard High has a yearlong schedule that provides students with the opportunity to earn seven credits. Our daily schedule is composed of five 50-minute periods and one pair of alternating classes of 100 minutes each. We encourage all our students to complete their four-year high school program in creative ways including concurrent enrollment, new programs offered at the Applications and Research Lab, and mentorships. We encourage the acquisition of knowledge that will offer multiple options for college or career upon graduation.

The school improvement process drives the instructional programs offered at Howard High School in close alignment with the Howard County Public School System goals and the initiatives of the Maryland State Department of Education. Our School Improvement Team and our Leadership Team focus on data driven decision-making that will identify, develop, and implement strategies and programs that will benefit and enhance the achievement of all students in all student groups. The continuous professional development of our staff in alignment with these goals and strategies is a top priority in order to better serve the needs of all our students. We pride ourselves in working to create an educational environment that will improve our community and the world at large.

Gina Massella, Principal

### Fast Facts

**Facility opened** - 1952

**Additions/Renovations** - 1960, 1964, 1971, 1975, 1977, 2001 (A)(R), 2002 (R), 2004, 2006

**School Capacity:** 1,420  
(This does not include additional capacity provided by 2 portable classrooms.)

**Total Enrollment:** 1,699

#### Ethnicity

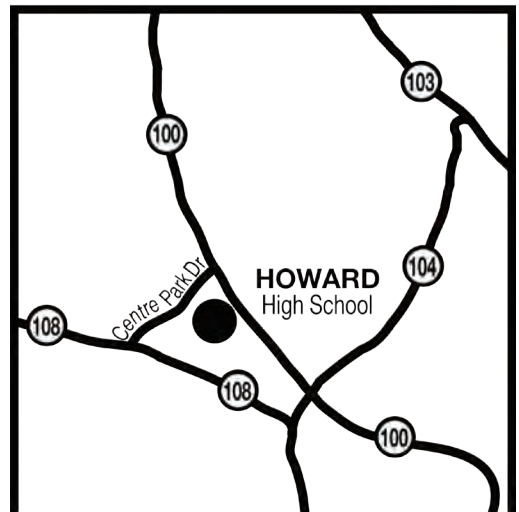
White	55.7%
Asian	9.5%
Hispanic	5.9%
American Indian / Alaskan	0.3%
African American	19.9%
Hawaiian / Pacific Islander	0.1%
Two or more races	8.7%

#### Students Receiving Special Services 2010-11

Ltd. English Proficient	1.0%
Free/Reduced Lunch	9.4%
Special Education	7.3%

**Graduation Rate:** 93.5%\*  
\*4-year adjusted cohort

**PTA members:** 687



## Achievement Data

### Howard High School

HSA Passrates for Class of 2011				
Subject	Takers	Passed	Bridge Plan Accepted	Met Requirement
Government	362	353	2	98.1%
English	362	350	3	97.5%
Biology	362	347	2	96.4%
Algebra	362	362	0	100.0%
Met with Combined Score			5.8% (21/362)	
Met Requirement			100.0% (362/362)	

SAT Scores and Participation					
School Year	N	Percent Participating	Howard HS Mean Scores		
			Critical Reading	Mathematics	Writing
2010-2011	300	82.2	524	546	525
2009-2010	303	77.1	530	540	531
2008-2009	263	76.7	525	529	525

Advanced Placement Test Results					
School Year	Number of Exams Taken	Percent of Students taking an AP Exam	Percent of Exams with Score of 3	Percent of Exams with Score of 4	Percent of Exams with Score of 5
2009-2010	762	21.6%	31.6%	21.5%	18.0%
2010-2011	882	23.8%	29.6%	20.5%	17.7%

## Special Programs

- Academic Letters
- Academy of Finance (AOF)
- Alternative Education Programs
- Character Education Program
- Culinary Academy
- Emergency Medical Service (EMS)
- Excellent Attendance
- Extended Day Program after school tutoring
- Howard's Scholars
- Love My Life – Mix it Up Day
- Maryland's Tomorrow
- Math, Engineering, Science Achievement
- Ninth Grade Transition Program
- Peer Tutoring
- Positive Behavioral Interventions and Supports (schoolwide)
- Project Lead The Way Engineering
- Project Leo
- Reading Acceleration Program
- SAT Initiative (Stop, Think & Act!)
- Scientist-In-Residence
- Teacher Academy
- Weight Training for Senior Citizens

## Accomplishments

- Number of Seniors: 373
- National Merit Commended Scholars: 8
- National Merit Finalist: 3
- Maryland Distinguished Scholars:
  - Honorable Mention: 37
  - Semifinalists: 5
- Maryland Distinguished Scholars Talent in the Arts
  - Honorable Mention: 5
- Scholarships: 264
- Scholarships Awarded: 5.5 Million
- National Honor Society Inductees: 93
- National Achievement Finalists: 1
- Career Academy graduates: 72
- Character Education Award
- Leading Each Other (LEO) spotlighted in MSDE Publication
- It's Academic Playoff Participant
- Math Team 2nd Place Division II
- Mock Trial Group - 2010 County Champions
- PBIS Gold Medal School, 2009-2011
- Cheerleading - County Champions, 2010, 2009; 2nd Place Regional Championships, 2009; 3rd Place State Championships, 2009
- Girls Basketball - Regional Champions, 2011
- Girls Softball - County, Regional Champions, 2011
- Boys Outdoor Track - High Jump - State Champion
- Maryland Green School - Certificate of Achievement, Howard County Resolution

### Class of 2011 Documented Decisions

Attend a 4-year college	61.7%
Attend a 2-year college	20.6%
Specialized school/training	2.1%
Employment	1.1%
Enter the military	1.3%

# Long Reach High School

## PROFILE

2011-12

6101 Old Dobbin Lane • Columbia, MD 21045 • 410.313.7117 • [www2.hcpss.org/lrhs](http://www2.hcpss.org/lrhs)



### Reaching Excellence Together

Long Reach High School serves an economically and culturally diverse population from a wide variety of highly supportive and involved communities, including the planned community of Columbia. Based upon the assumption that training people to enter the skilled work force is essentially the same as the education required for college entry, the majority of the student body is enrolled in college preparatory and technology courses, which integrates the strengths of academic education with the applications of career and technology education. A full, comprehensive high school program is available that prepares students for college, the business world and a wide variety of technological fields.

The Long Reach High School mantra is 'REACH'...Respect-Excellence-Achievement-Character-Honor from which the Long Reach High School learning community of students, teachers and parents continually strive for excellence and continuous improvement. The school's staff is known for its dedication, caring attitude, effectiveness, and collaborative nature. We welcome and encourage our community members to become involved in our school programs and activities of which we are truly proud. Our school community is so diverse in its students, cultures and talents, and every effort is made to meet the needs of all students.

Long Reach uses a 7 credit, year-long semester scheduling model in which classes are approximately 50 minutes long. Period 4 is 110 minutes long and alternates between A and B day, allowing students to earn 7 credits in a 6-period day.

David Burton, Principal

### Fast Facts

**Facility opened** - 1996

**School Capacity:** 1,488  
*(This does not include additional capacity provided by 3 portable classrooms.)*

**Total Enrollment:** 1,300

#### Ethnicity

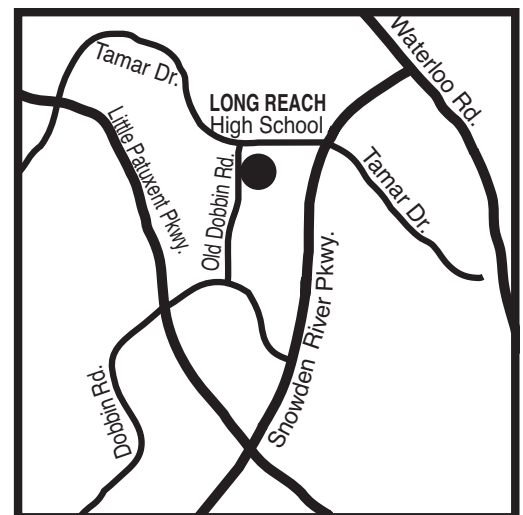
White	38.8%
Asian	12.8%
Hispanic	11.3%
American Indian/Alaskan	0.5%
African American	29.2%
Hawaiian/Pacific Islander	0.2%
Two or more races	7.2%

#### Students Receiving Special Services 2010-11

Ltd. English Proficient	2.8%
Free/Reduced Lunch	24.3%
Special Education	8.1%

**Graduation Rate:** 79.6%\*  
\*4-year adjusted cohort

**PTA members:** 425



## Achievement Data

### Long Reach High School

HSA Passrates for Class of 2011				
Subject	Takers	Passed	Bridge Plan Accepted	Met Requirement
Biology	251	232	5	94.4%
English	251	219	10	91.2%
Government	251	239	4	96.8%
Algebra	251	245	3	98.8%
Met with Combined Score			15.9% (40/251)	
Met Requirement			100.0% (251/251)	

SAT Scores and Participation					
School Year	N	Percent Participating	Long Reach HS Mean Scores		
			Critical Reading	Mathematics	Writing
2010-2011	177	70.0	502	517	507
2009-2010	197	63.3	499	509	500
2008-2009	204	69.2	497	509	497

Advanced Placement Test Results					
School Year	Number of Exams Taken	Percent of Students taking an AP Exam	Percent of Exams with Score of 3	Percent of Exams with Score of 4	Percent of Exams with Score of 5
2009-2010	297	13.3%	30.3%	23.6%	21.2%
2010-2011	303	13.8%	29.4%	28.1%	18.8%

## Accomplishments

In addition to an excellent academic program, Long Reach High features an award-winning performing arts program which includes a marching band, symphonic band, jazz band, percussion ensemble, strings orchestra, chorus, madrigal group, dance company and drama program. Nearly 40 additional clubs, organizations, and activities are available for student participation and academic support. The school's athletic teams have earned over 30 state, regional, and county championship titles in girls outdoor track, boys outdoor track, girls indoor track, boys basketball, field hockey, football, and cheerleading since the school opened.

## Special Programs

- Academic Intervention Program
- Advanced Scholars Program
- Alternative Education Program
- Black Student Achievement
- Club Reach
- Comp. Special Services Program
- Cooperative Work Experience Program
- 12 Educational Partnerships
- Gifted and Talented Resource Program
- Peer Mediation Program
- Reading Acceleration Program
- Positive Behavioral Interventions and Supports (Schoolwide)
- Regional ESOL Program
- Career Academy

## Other Facts

### Class of 2011 Documented Decisions

Attend a 4-year college	50.8%
Attend a 2-year college	32.7%
Specialized school/training	2.8%
Employment	4.7%
Enter the military	3.1%

National Merit Finalist: 1  
 National Merit Commended Students: 4  
 Maryland Distinguished Scholar Program  
 Finalist: 1  
 Semifinalists: 3  
 Honorable Mentions: 15  
 Number of students accepted to Ivy League schools: 2

# Marriotts Ridge High School

## PROFILE

2011-12

12100 Woodford Road • Marriottsville, MD 21104 • 410.313.5568 • www.marriottsridge.net



In a short time, Marriotts Ridge High School (MRHS), a comprehensive high school, has established a reputation of academic excellence and become one of the highest performing high schools in Maryland. Nestled in a rural and suburban community along the Baltimore-Washington corridor, Marriotts Ridge draws students from varied neighborhoods who bring diverse interests to the school. To meet the needs and interests of all students, MRHS offers special programs that include but are not limited to Advanced Placement programs, Independent Research and Mentor programs, Project Lead the Way, and Special Education programs. The exceptional staff at Marriotts Ridge also teach a wide variety of core courses and electives in English, fine arts, mathematics, physical education, science, social studies, technology education and world languages. MRHS strives to provide opportunities for students to develop the academic and intellectual skills necessary for success beyond high school. With a strong college preparatory program, the majority of students enroll in college and/or technical programs after graduation.

Student participation and performance on the High School Assessments, SAT, ACT and Advanced Placement tests place Marriotts Ridge High School among the highest in the state. All students are encouraged to establish goals and strive for academic success. Teachers, students and parents work together to create a safe and nurturing environment in which all students can reach their potential. The staff promotes mutual respect, honor and integrity among the MRHS population. Parents are involved in their child's learning and support the school in groups such as the PTSA, Music Foundation, Boosters and the Mustang African-American Awareness Club. Community stakeholders work closely to create an environment that emphasizes characteristics important to leadership and good citizenry.

In addition to the academic curriculum, MRHS provides many co-curricular and extracurricular activities, including its award-winning art, band, choir, dance and drama programs; Student Government Association, Class Boards and Leadership Council; Culinary Science Academy; It's Academic, Math and Robotics Teams, World Language Clubs, Honor Societies and much more. The students and staff at Marriotts Ridge High School exemplify excellence and honor in all they do!

Dr. Adrienne H. Kaufman, Principal

### Fast Facts

**Facility opened** - 2005

**School Capacity:** 1,615

**Total Enrollment:** 1,271

#### Ethnicity

White	64.5%
Asian	21.5%
Hispanic	2.5%
American Indian/Alaskan	0.2%
African American	7.2%
Hawaiian/Pacific Islander	0.5%
Two or more races	3.7%

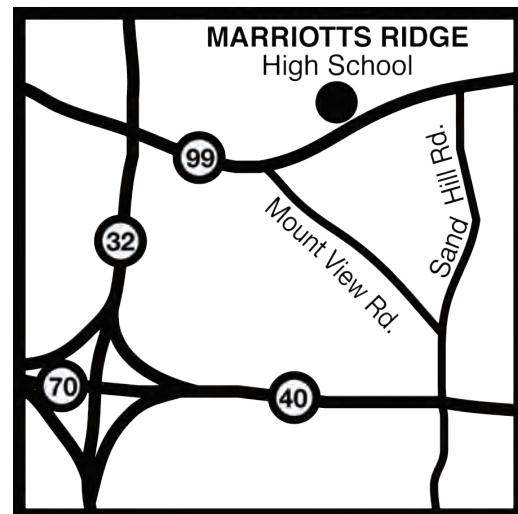
#### Students Receiving Special Services 2010-11

Ltd. English Proficient	0%
Free/Reduced Lunch	4.7%
Special Education	5.0%

**Graduation Rate:** 97.8%\*

\*4-year adjusted cohort

**PTA members:** 850



## Achievement Data

### Marriotts Ridge High School

#### HSA Passrates for Class of 2011

Subject	Takers	Passed	Bridge Plan Accepted	Met Requirement
Biology	317	308	1	97.5%
English	317	308	0	97.2%
Government	317	311	1	98.4%
Algebra	317	314	0	99.1%
Met with Combined Score			6.0% (19/319)	
Met Requirement			99.4% (317/319)	

#### SAT Scores and Participation

School Year	N	Percent Participating	Marriotts Ridge HS Mean Scores		
			Critical Reading	Mathematics	Writing
2010-2011	262	81.6	562	574	567
2009-2010	266	84.7	564	576	561
2008-2009	160	58.4	557	572	551

#### Advanced Placement Test Results

School Year	Number of Exams Taken	Percent of Students taking an AP Exam	Percent of Exams with Score of 3	Percent of Exams with Score of 4	Percent of Exams with Score of 5
2009-2010	626	26.6%	24.0%	28.3%	34.2%
2010-2011	620	25.9%	28.4%	31.9%	27.9%

#### Class of 2011 Documented Decisions

Attend a 4-year college	71.9%
Attend a 2-year college	24.6%
Specialized school/training	0.3%
Employment	1.9%
Enter the military	0%

## Accomplishments

### 2011

- 5 National Merit Finalists
- County Champions in Girls Golf
- Regional Champions in Boys' Soccer, Volleyball, and Girls' Lacrosse
- State Champions in Boys' Soccer and Girls' Lacrosse
- Poms – Placed 1st and 3rd in MAPDA Competitions
- Natalie Gaieski – ESPN HS National Coach of the Year, Washington Post Coach of the Year, and Varsity Sports Network Coach of the Year
- Sally Livingston – Howard County Arts Educator of the Year
- 53 students participated in Maryland All-State Band/Orchestra/Chorus
- 5 students participated in MENC All-Eastern Band/Chorus/Orchestra
- Overall Grand Champion in Concert Band/Wind Ensemble and Choral Division at the Orlando Music Festival

### 2010

- 3 National Merit Finalists
- MSDE "Harvest for the Hungry" award for SGA Food Drive
- Boys Soccer - County, District, Regional, State Champions
- Girls' Soccer - County Champions 2010
- Volleyball Regional Champions
- Poms - State Champions
- Cheerleading - County Champions
- Girls Lacrosse - Regional Champions
- Golf - District Champions
- 35 students selected to MMEA Maryland All-State Band/Orchestra/Chorus - most from any high school in state.
- 10 students nominated to the MENC All-Eastern Band/Orchestra/Chorus - most from any high school in Maryland
- Overall Grand Champion in Choir, Orchestra, and Band at East Coast Fiesta Val Music Competition

### 2009

- Roy Rosnik awarded National Technology Educator of the Year by International Technology Education Assn.
- High School of the Year award from the Chesapeake Region American Red Cross
- Boys Soccer County, Regional Champs
- Drama Program winner of 2 Cappies for Best Actor in a Musical and Best Orchestra Pit Band in a Musical
- Band, Choral, and Orchestra Programs awarded Grand Champion at Fiesta Val Music Competition, Tennessee

# Mt. Hebron High School

## PROFILE

2011-12

9440 Rt. 99 • Ellicott City, MD 21042 • 410.313.2880 • www.mthebron.com



Mt. Hebron High School (MHHS) is a community school with a reputation for excellence in educational achievement, athletics, and the performing arts. The vision for all members of the Mt. Hebron High School community is to demonstrate respect for the grounds, ourselves, learning, and diversity. The school offers a rigorous academic program that includes 24 Advanced Placement courses in core academic subjects and elective disciplines. The G/T Mentor Program provides opportunities for students to pursue special interests through independent research and mentorships. Many programs are in place to support students through effective special education services. The school has a program for English Speakers of Other Languages that supports the unique learning needs of our English Language Learners. Students who are most at-risk of academic failure participate in an alternative learning program: Pathways to Success. The 9th grade team offers programs to assist students in making a smooth transition to high school.

Mt. Hebron is proud of its continuing excellence in extracurricular and co-curricular activities. The club and activities program is under the direction of a full-time Athletics and Activities Manager. A variety of clubs and activities are available, including world languages, photography, mock trial, speech, and debate. MHHS sponsors teams in 25 varsity sports including four allied sports teams that are for students who have not played a JV or Varsity sport, or for those who are interested in playing a sport, but do not necessarily possess the skill or desire to play on a varsity or junior varsity team.

To maintain its reputation as a community school, Mt. Hebron supports many parent groups and service organizations. These groups provide active support to the school's programs and provide opportunities to involve parents in the education of their children. Mt. Hebron just finished going through a three-year comprehensive renovation.

Scott Ruehl, Principal

### Fast Facts

**Facility opened** - 1965

**Additions/Renovations:** 1968, 1972, 1978, 1983, 1999 (A), 2004 (R), 2010-11

**School Capacity:** 1,280  
(This does not include additional capacity provided by 4 portable classrooms.)

**Total Enrollment:** 1,448

#### Ethnicity

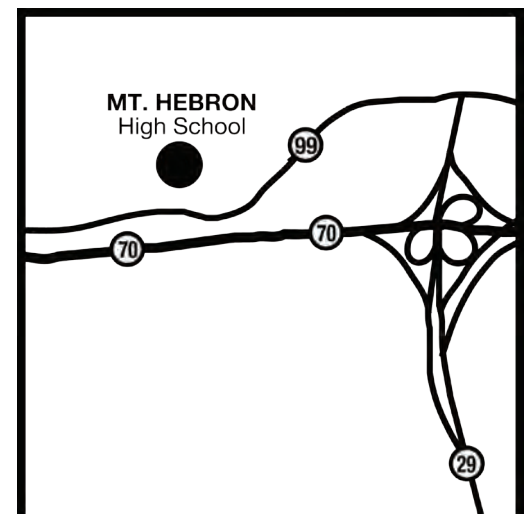
White	52.4%
Asian	24.8%
Hispanic	5.9%
American Indian/ Alaskan	0.2%
African American	11.8%
Hawaiian/Pacific Islander	0.3%
Two or more races	4.6%

#### Students Receiving Special Services 2010-11

Ltd. English Proficient	3.6%
Free/Reduced Lunch	11.2%
Special Education	6.6%

**Graduation Rate:** 92.2%\*  
\*4-year adjusted cohort

**PTSA members:** 837



## Achievement Data

### Mt. Hebron High School

#### HSA Passrates for Class of 2011

Subject	Takers	Passed	Bridge Plan Accepted	Met Requirement
English	382	344	12	93.2%
Algebra	382	369	6	98.2%
Biology	382	365	10	98.2%
Government	382	364	8	97.4%
Met with Combined Score			9.1% (35/383)	
Met Requirement			99.2% (380/383)	

#### SAT Scores and Participation

School Year	N	Percent Participating	Mt. Hebron HS Mean Scores		
			Critical Reading	Mathematics	Writing
2010-2011	319	83.1	544	569	546
2009-2010	272	75.3	538	564	545
2008-2009	262	78.2	544	567	543

#### Advanced Placement Test Results

School Year	Number of Exams Taken	Percent of Students taking an AP Exam	Percent of Exams with Score of 3	Percent of Exams with Score of 4	Percent of Exams with Score of 5
2009-2010	752	22.9%	19.4%	32.6%	35.1%
2010-2011	788	22.8%	25.5%	28.6%	34.0%

## Other Facts

#### Mission Statement:

Mt. Hebron High School will meaningfully engage all students in rigorous academic experiences and opportunities for personal growth to prepare students to act as responsible citizens, equipped to succeed in a 21st century global community. In striving for excellence, Mount Hebron will adhere to these principles:

- ensuring safety for all
- demonstrating ethics and personal accountability
- serving and contributing to the community
- appreciating and learning from a diverse community
- enriching the whole person
- respecting tradition while preparing for the future

## Accomplishments

### Academics

- 2011 National Merit Semi-finalist: 4
- 2011 National Achievement Finalist: 2
- Students selected to serve as a page for Maryland Legislature
- Mt. Hebron was recognized by the A. James Clark School of Engineering at the University of Maryland as a top 25 Engineering Source School, 2010, 2011

### Athletics

- Girls Basketball 2008 State Champions 28-0
- Boys Cross Country 2008, 2009 State Champions
- Girls Lacrosse State Champions 12 times in the last 15 years

### Staff

- Staff includes a Presidential Award teacher, an Agnes Meyer teacher, and a Tandy Award teacher.

### Community

- Every year, Mt. Hebron students participate in a canned food drive that feeds 150 needy families in Howard County.

### Class of 2011 Documented Decisions

Attend a 4-year college	75.1%
Attend a 2-year college	19.7%
Specialized school/training	1.1%
Employment	1.9%
Enter the military	0.8%

## Special Programs

- ESOL Program (2-1/2 teachers/1 part-time community liaison/1 instructional assistant)
- Alternative Education Program: Pathways to Success (1 coordinator/1 instructional assistant)
- Regional Program for Emotionally Disturbed Students (3 teachers/3 instructional assistants)
- Life Skills Program (2 teachers/2 instructional assistants)
- Educational Partnerships: 4

# Oakland Mills High School

## PROFILE

2011-12

9410 Kilimanjaro Road • Columbia, MD 21045 • 410.313.6945 • [www2.hcpss.org/omhs](http://www2.hcpss.org/omhs)



For more than 35 years, Oakland Mills High School has enjoyed a reputation as a Columbia school whose students have distinguished themselves as academically accomplished, artistically gifted, and athletically renowned.

Our vision is that the Oakland Mills learning experience will prepare our students to contribute, compete, and adapt in an increasingly global and technological society. Oakland Mills High School is a diverse community, committed to helping each student grow academically, socially and emotionally. We instill respect, responsibility, and integrity, while collaboratively empowering our students to achieve.

Oakland Mills has a comprehensive program with offerings in college preparatory, business, technology, performing arts, JROTC, family and consumer sciences, and specialized education programs for students with developmental and learning difficulties. To address our unique instructional needs and goals of our student population, Oakland Mills has designed curricular programs that provide all students the opportunity to achieve their greatest potential.

Anyone who has experienced Oakland Mills High School agrees, there is no place like hOMe.

Franklin V. Eastham Jr.  
Principal

### Fast Facts

**Facility opened** - 1973

#### Additions/Renovations

1991-92 (R), 1998 (R), 2004 (A)

**School Capacity:** 1,400

**Total Enrollment:** 1,138

#### Ethnicity

White	28.9%
Asian	6.9%
Hispanic	15.3%
American Indian/Alaskan	0.2%
African American	41.8%
Hawaiian/Pacific Islander	0%
Two or more races	6.9%

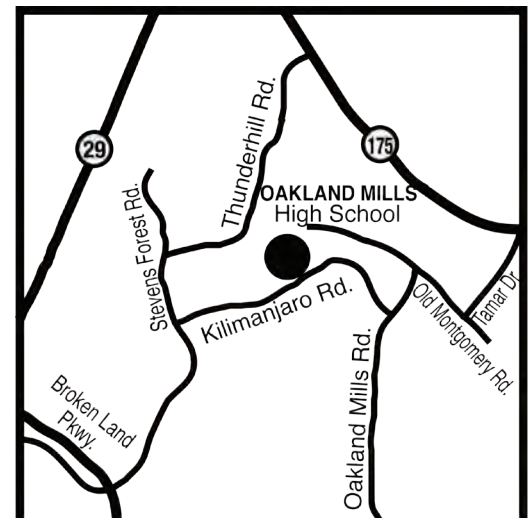
#### Students Receiving Special Services 2010-11

Ltd. English Proficient	1.6%
Free/Reduced Lunch	30.3%
Special Education	9.5%

**Graduation Rate:** 84%\*

\*4-year adjusted cohort

**PTA members:** 287



## Achievement Data

### Oakland Mills High School

#### HSA Passrates for Class of 2011

Subject	Takers	Passed	Bridge Plan Accepted	Met Requirement
Government	263	252	4	97.3%
Biology	263	237	9	93.5%
Algebra	263	252	6	98.1%
English	263	232	8	91.3%
Met with Combined Score			14.4% (38/263)	
Met Requirement			100.0% (263/263)	

#### SAT Scores and Participation

School Year	N	Percent Participating	Oakland Mills HS Mean Scores		
			Critical Reading	Mathematics	Writing
2010-2011	203	74.4	508	525	499
2009-2010	178	57.4	505	498	494
2008-2009	179	65.1	517	520	507

#### Advanced Placement Test Results

School Year	Number of Exams Taken	Percent of Students taking an AP Exam	Percent of Exams with Score of 3	Percent of Exams with Score of 4	Percent of Exams with Score of 5
2009-2010	266	12.0%	23.7%	25.9%	27.4%
2010-2011	304	14.3%	30.6%	25.7%	21.4%

## Special Programs

- Academic Life Skills Program
- Air Force-JROTC
- Alpha Achievers
- Business Academy
- College Summit
- Chinese, French and Spanish Honor Society
- Childhood Education Academy
- Culinary Science Academy
- Delta Scholars
- Education and Career Empowerment Center
- Gifted and Talented Resource Prog.
- Foreign Language Exchange Prog.
- Mathematics Engineering Science Achievement Program
- National Honor Society
- National Art Society
- Peer Mediation Program
- Positive Behavioral Interventions and Supports Program
- Peer Leaders Of Oakland Mills
- John Hopkins Professional Development School
- Sister to Sister
- STEM (Science, Technology, Engineering and Math) Program
- Teacher Academy
- Tri-M; Music Honor Society

## Accomplishments

### Staff and Student

- 3 National Advanced Placement Scholars, 2011
- 17 Advanced Placement Scholars with Distinction, 2011
- 15 Advanced Placement Scholars with Honors, 2011
- 14 Advanced Placement Scholars, 2011
- 17 students participated in State-wide Hispanic Youth Symposium
- 4 National Board Certified teachers
- Student chosen for the Statewide Student Page competition, 2006-2011
- Silver Award for Positive Behavior Intervention and Supports, 2011
- Bronze Award for Positive Behavior Intervention and Supports Program, 2010
- Washington Post Agnes Meyer Outstanding Teacher nominee, 2011
- Howard County Distinguished Assistant Award winner, 2011
- National Merit Commended Students
- Poetry Out Loud State Finalist, 2010
- Student awarded Academic Excellence Award in China, through Chinese Bridge Camp sponsored by University of Md.
- 6 students participated in Navy Medicine Bio-medical Program, 2011
- 2010-2011 Math Team placed 1st in Division B Competition

### Performing Arts

- Recipient of Superior Rating at Howard County Band Assessment; Band, Choir and Orchestra, 2011
- Superior Rating at Music-in-the-Parks Festival; Band, Concert Choir and Orchestra, 2011
- Division winners at Music-in-the-Park Festival; Band, Girl's Choir, Orchestra, 2011
- Accepted to Maryland High School Showcase, 2009, 2011
- 4 Maryland All-State Dancers, 2009

### Athletics

- Boys Basketball County and Division 5 Champions, 2011
- Boys Outdoor Track & Field State Champions, 2010
- Boys 2A Indoor Track & Field State Runners Up, 2010
- Girls Cross Country Regional Champs, 2009
- Maryland All-State Wrestler, 2009-2011

### Class of 2011 Documented Decisions

Attend a 4-year college	51.7%
Attend a 2-year college	28.6%
Specialized school/training	4.6%

# Reservoir High School

## PROFILE

2011-12

11550 Scaggsville Road • Fulton, MD 20759 • 410.888.8850 • www.rhsgators.com



Reservoir High School is a high performing, comprehensive high school that proudly serves the Fulton and Laurel communities. Reservoir provides a culturally diverse learning experience that prepares our students for an increasingly global society. Staff members, students, and families work together to establish goals for growth and success for every student within a safe and nurturing environment based on mutual respect, honor and integrity.

To engage all students in the learning process, the exceptional staff at Reservoir offers a wide variety of academic courses and special programs such as Advanced Placement courses, GT Independent Research and Internships, Project Lead the Way, Teacher Academy, and Special Education programs. Common Core and STEM initiatives are integrated throughout the curriculum to further develop the academic and intellectual skills necessary for success beyond high school. As a result, student participation and performance on assessments such as the SAT, ACT and Advanced Placement tests place Reservoir High School among the highest in the country.

In addition to its academic programs, Reservoir also provides many co-curricular and extracurricular activities, including award-winning Fine Arts programs in art, band, choir, dance and drama. Students also actively participate in Student Government Association, honor societies, and championship DECA, Environmental, and Culinary Science programs. In addition, our athletic teams have earned many county, district, regional, and state championships.

Reservoir families value education and therefore are greatly involved in groups such as the PTSA, Boosters, and Music Boosters. Numerous community partnerships enhance the high school experience and offer our students the opportunity to explore many avenues for future careers. By offering diverse opportunities, accelerating academic achievement, and facilitating student success in all aspects of school life, Reservoir High lives up to its motto "Where a quality education for all is first and foremost... Learn, Achieve, Succeed."

Go Gators!  
Patrick Saunderson, Adam Downes, Lori Gambino,  
Jeff Fink, Nelda Sims, and Ken Klock

### Fast Facts

**Facility opened** - 2002

**Additions/Renovations** - Serenity Garden (2007)

**School Capacity:** 1,551  
*(This does not include additional capacity provided by 5 portable classrooms.)*

**Total Enrollment:** 1,528

#### Ethnicity

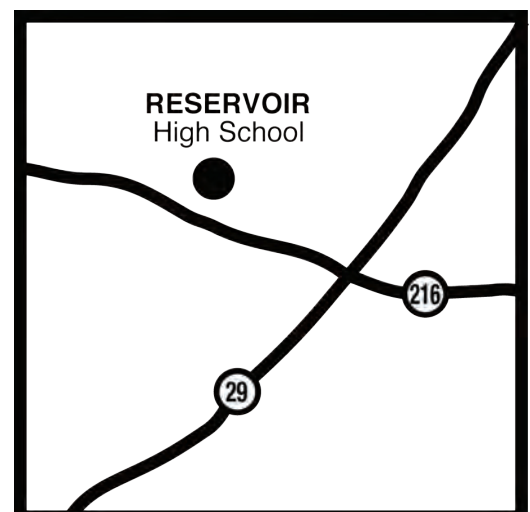
White	43.7%
Asian	10.5%
Hispanic	12.8%
American Indian/ Alaskan	0.3%
African American	27.0%
Hawaiian/ Pacific Islander	0.1%
Two or more races	5.5%

#### Students Receiving Special Services 2010-11

Ltd. English Proficient	1.6%
Free/Reduced Lunch	18.1%
Special Education	8.8%

**Graduation Rate:** 88.6%\*  
\*4-year adjusted cohort

**PTSA members:** 660



## Achievement Data

### Reservoir High School

HSA Passrates for Class of 2011				
Subject	Takers	Passed	Bridge Plan Accepted	Met Requirement
Algebra	355	339	9	98.0%
Biology	355	342	8	98.6%
English	355	323	11	94.1%
Government	355	341	9	98.6%
Met with Combined Score			9.3% (33/355)	
Met Requirement			100.0% (355/355)	

SAT Scores and Participation					
School Year	N	Percent Participating	Reservoir HS Mean Scores		
			Critical Reading	Mathematics	Writing
2010-2011	266	74.3	518	527	509
2009-2010	244	64.0	508	530	512
2008-2009	246	75.5	515	529	509

Advanced Placement Test Results					
School Year	Number of Exams Taken	Percent of Students taking an AP Exam	Percent of Exams with Score of 3	Percent of Exams with Score of 4	Percent of Exams with Score of 5
2009-2010	522	17.7%	26.8%	26.6%	23.6%
2010-2011	638	22.3%	29.5%	28.1%	21.0%

## Special Programs

**Academics:** 4 Career Academies: Career Research and Development, Culinary Science, Early Childhood Development, and Marketing

Academic Coaching for Excellence Program (ACE), Academic Intervention Program, Renaissance Program which include Reservoir Scholars, Alpha Achievers, Black Student Achievement Program, Club Gator, English Speakers of Other Languages (ESOL), Gifted and Talented Resource Program, Ninth Grade Team, Positive Behavioral Interventions and Support, Project CommUNITY, Reading and Acceleration Program.

**Educational Partnerships:** Columbia Center for Theatrical Arts, Howard County General Hospital, and Maple Lawn Merchant's Association (Greenebaum & Rose, Raytheon Solipsys, BB & T Bank, Zenyon, Inc, APL Federal Credit Union, TechLab Photo, Shrader Realtors, Applied Defense Solutions, Pangia Technologies, Simply Devine Boutique, Bra-la-la, Hyatt & Co., Ranazul, Alliance Benefits, Offit Kurman, AAA Mid-Atlantic, and 7 Delta.

## Accomplishments

### Academics

#### 2011

- AP Scholars Program – 41 AP Scholars, 23 AP Scholars with Honors, 39 AP Scholars with Distinction, and 5 National AP Scholars
- MD Distinguished Scholars Program – 1 Finalist, 6 Semi-Finalists, and 27 Honorable Mention
- National Merit Program – 1 Semi-Finalist and 8 Commended Scholars
- College Scholarships offered to the Class of 2011 – 160

### Extracurricular Activities

#### 2011

- MD Distinguished Scholar in the Arts – Finalist (1 Finalist, 1 Semi-Finalist, and 8 Honorable Mention since 2008)
- Scholastic Art and Writing Awards – 3 National Medal Winners (only 3 in Howard County)
- MD All State in Band, Choir, and Orchestra – 9 Students selected (65 Students selected since 2003)
- Boys Soccer – Regional and State Champions
- Girls Soccer – Regional and State Champions
- Boys Cross Country – County Champions
- Wrestling – Regional Champions and State Finalists
- Baseball – County Champions and District V Champions
- DECA – State Champions (8th straight year – 2004 to 2011)

### Class of 2011 Documented Decisions

Attend a 4-year college	47%
Attend a 2-year college	28%
Specialized school/training	1%
Employment	2%
Enter the military	2%

# River Hill High School

## PROFILE

2011-12

12101 Rt. 108 • Clarksville, MD 21029 • 410.313.7120 • [www2.hcpss.org/rhhs](http://www2.hcpss.org/rhhs)



River Hill is a nationally recognized high school, whose accolades include the National Blue Ribbon School of Excellence Award, top 10% nationally on *Newsweek's* 2010 list of America's Best High Schools, *Businessweek's* Best Overall School in Maryland in 2009, and a Silver Award Winner, America's Best High Schools, 2008, by *U.S. News & World Report*. State recognition includes the Green School Award and Maryland School of Character. River Hill's population is culturally diverse with a majority of the student body enrolled in college preparatory and technology courses.

River Hill has a comprehensive program with offerings in college preparatory, business, technological and special programs for learning disabled students. Recognizing the difference in students' abilities, needs and goals, teachers design instruction to provide all students the opportunity to achieve their greatest potential.

Student performance on the high school assessments places River Hill among the highest in the state. Student participation in the advanced placement testing program also places our school among the top high schools in the nation.

In addition to being a comprehensive high school, River Hill also offers students the opportunity to participate in one of eight clusters of the Howard County Career Academy Program: Architecture and Engineering, Biotechnology and Health Sciences, Business and Entrepreneurship, Culinary Arts and Hotel Management, Education, Energy, Power and Transportation, Human Resources, Multimedia Arts and Information Technology.

Nick Novak, Principal

### Fast Facts

#### Facility opened: 1994

(RHHS opened in 1996, after the building housed another school while their facility was being rebuilt.)

**School Capacity:** 1,488

**Total Enrollment:** 1,390

#### Ethnicity

White	59.4%
Asian	24.0%
Hispanic	5.0%
American Indian/Alaskan	0.1%
African American	6.6%
Hawaiian/Pacific Islander	0%
Two or more races	4.8%

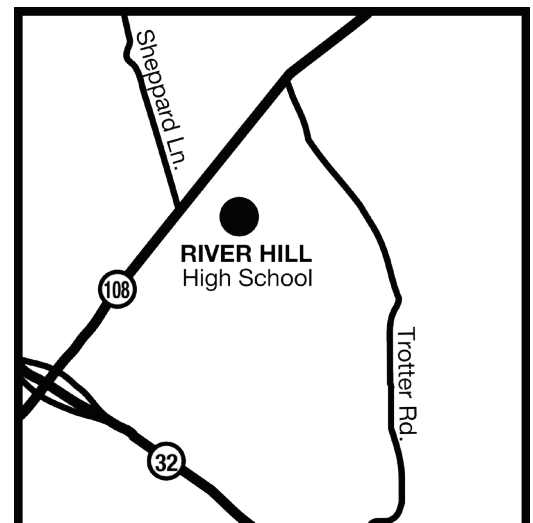
#### Students Receiving Special Services 2010-11

Ltd. English Proficient	2.8%
Free/Reduced Lunch	4.0%
Special Education	5.4%

**Graduation Rate:** 92.7%\*

\*4-year adjusted cohort

**PTSA members:** 1,285



## Achievement Data

### River Hill High School

HSA Passrates for Class of 2011				
Subject	Takers	Passed	Bridge Plan Accepted	Met Requirement
Algebra	331	331	0	100.0%
Biology	331	327	0	98.8%
Government	331	325	0	98.2%
English	331	326	0	98.5%
Met with Combined Score			3.3% (11/331)	
Met Requirement			100.0% (331/331)	

SAT Scores and Participation					
School Year	N	Percent Participating	River Hill HS Mean Scores		
			Critical Reading	Mathematics	Writing
2010-2011	297	89.7	577	611	595
2009-2010	308	86.8	578	604	578
2008-2009	284	90.4	573	592	581

Advanced Placement Test Results					
School Year	Number of Exams Taken	Percent of Students taking an AP Exam	Percent of Exams with Score of 3	Percent of Exams with Score of 4	Percent of Exams with Score of 5
2009-2010	1171	33.0%	25.0%	30.0%	25.4%
2010-2011	1200	36.9%	28.4%	29.8%	25.8%

## Other Facts

### Educational Partners:

Ascend One, Cleaning Authority, Creig Northrop and the Northrop Team, GEICO Matt Hauser, Howard County General Hospital, Ledo Pizza, Princeton Sports, River Hill Garden Center, River Hill Sports Grille, SVEC Conway Printing

### Staff Recognized as Outstanding

**Educators:** County 16, State 6, National 3

### Class of 2011 Documented Decisions

Attend a 4-year college	83.0%
Attend a 2-year college	15.0%
Specialized school/training	0.3%
Employment	0.6%
Enter the military	0.6%

### Special Programs

Regional ESOL and countywide Newcomer Program  
Music Technology  
MST Research

## Accomplishments

### 2011

- Advanced Placement National Scholars: 28
- National Merit Finalists: 3
- MD Distinguished Scholars: 9
- FBLA State Champions (Future Business Leaders of America), 11 out of 13 years
- Music for All National Festival - Wind Ensemble
- Music for All National Festival - Percussion Ensemble
- Since 2000, 260 music students in All-State Band, Choir, Orchestra; 14 students in All-Eastern Band, Choir, Orchestra
- Music Department Finalist, Grammy Signature School, 4th year
- Howard County First Year Educator of the Year, John DiFato

International Chemistry Olympiad Finalist  
Intel Talent Search Finalist and Semi-Finalists, 7 years Multiple Siemens-Westinghouse Semi-Finalists

**Honor Societies:** National (NHS), Maryland Technology, National Art, National French, National German, National Spanish, Tri-M Music

### Arts and Athletics:

- National Trumpet Finalist 2009, 2010
- Field Hockey State Champions 2010
- People Tree Cup Winner 2010, 5th consecutive year, 10-time winner
- Girls Cross Country State Champions 2007-2009
- Baseball State Champions 2009
- Football Champions, 2007, 2008, 2011
- Brian Van Deusen, National Coach of the Year, Football, 2009
- Since 2000, 234 music students in All-State Band, Choir, Orchestra; 12 students in All-Eastern Band, Orchestra
- Since 1996, RHHS has earned 33 state titles, 77 regional titles and 100 county championships.

# Wilde Lake High School

## PROFILE

2011-12

5460 Trumpeter Road • Columbia, MD 21044 • 410.313.6965 • www.wildelake.com



Wilde Lake High School (WLHS) is a place where diversity excels. More than 56 countries are represented by the student body. Our students bring with them a rich mixture of cultures, talents and experiences to build a global school community.

WLHS students have access to a rigorous curriculum at all levels which include a wide variety of Advanced Placement and Gifted and Talented courses, on and off campus Career Academies, English Language Learners, Project Lead the Way and Special Education programs. The staff are committed to assisting students in gaining the knowledge and skills needed to achieve academic and social success in a diverse world and to prepare them for post graduate college and career opportunities.

Wilde Lake High has had the distinction of being recognized by the United States Secretary of Education, Arne Duncan and Assistant Secretary for Special Education and Rehabilitative Services, Alexa Posny. During Secretary Duncan's visit, he recognized the school for implementing programs that promote inclusion and college and career readiness in an effort to narrow the achievement gap.

Wilde Lake has also been recognized by the state for its character education program which emphasizes Respect, Opportunity, Attendance, and Responsibility—better known as ROAR. The WLHS staff ensures that each student is given every opportunity to succeed. A Ninth Grade Interdisciplinary Team implements transitional activities for incoming ninth grade students to help ensure academic and emotional success. In addition, Wilde Lake's Bridges Program takes advantage of a multi-million dollar federal grant, in cooperation with feeder middle and elementary schools, to provide extended day and extended year programs.

Wilde Lake's excellent academic achievements are complemented by its internationally recognized performing and visual arts programs that have sent numerous graduates to university level programs. Our outstanding athletic programs have won more than 150 county and regional championships, 22 state championships and MPSSA championships in 28 sports.

The students and staff make WLHS a place where diversity truly excels.

James LeMon, Principal

### Fast Facts

**Facility opened** - 1996  
*Original school opened in 1971.*

**School Capacity:** 1,424

**Total Enrollment:** 1,278

#### Ethnicity

White	36.3%
Asian	6.8%
Hispanic	10.4%
American Indian/Alaskan	0.2%
African American	38.5%
Hawaiian/Pacific Islander	0.2%
Two or more races	7.6%

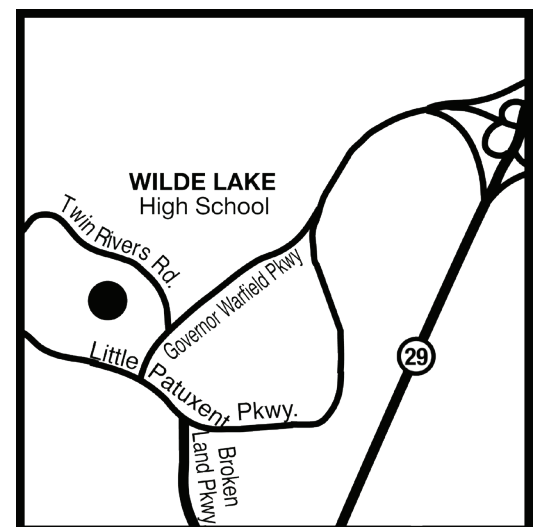
#### Students Receiving Special Services 2010-11

Ltd. English Proficient	2.0%
Free/Reduced Lunch	26.4%
Special Education	11.3%

**Graduation Rate:** 84.4%\*

\*4-year adjusted cohort

**PTSA members:** 437



## Achievement Data

### Wilde Lake High School

#### HSA Passrates for Class of 2011

Subject	Takers	Passed	Bridge Plan Accepted	Met Requirement
Government	303	279	10	95.4%
English	305	265	14	91.5%
Biology	303	271	15	94.4%
Algebra	304	271	16	94.4%
Met with Combined Score			15.1% (46/305)	
Met Requirement			99.0% (302/305)	

#### SAT Scores and Participation

School Year	N	Percent Participating	Wilde Lake HS Mean Scores		
			Critical Reading	Mathematics	Writing
2010-2011	208	67.8	529	538	518
2009-2010	242	67.2	523	530	520
2008-2009	252	71.8	539	547	535

#### Advanced Placement Test Results

School Year	Number of Exams Taken	Percent of Students taking an AP Exam	Percent of Exams with Score of 3	Percent of Exams with Score of 4	Percent of Exams with Score of 5
2009-2010	350	14.5%	22.3%	26.6%	33.4%
2010-2011	412	17.7%	24.0%	23.5%	33.5%

## Special Programs

- Alpha Achievers
- Alternative Education
- Black Student Achievement
- Bridges After School
- ELL
- Gifted and Talented Research
- Hispanic Achievement
- Academic Life Skills
- Maryland's Tomorrow
- MESA
- Ninth Grade Team
- Project Lead the Way
- PBIS
- Robotics
- STEM
- Teen Parenting

## Accomplishments

### Academics

- More than \$5,000,000 in college scholarships
- Numerous admissions to the Ivy League, UMCP, and other leading universities
- 4 National Merit Scholarship Finalists
- 2 National Merit Semi-Finalists
- 8 National Merit Commended Students
- 3 Maryland Distinguished Scholar Finalists
- 5 Distinguished Scholar Semi-Finalists
- 15 Distinguished Scholar Honorable Mentions
- 1 Finalist - College Board National Hispanic Recognition Program

### Performing Arts

- Home of the state-of-the-art James Rouse Theatre
- WLHS Band: Grand Champion, Myrtle Beach Festival of Music
- 6 WLHS members earned spots in the Maryland All-state Choir
- 3 WLHS Members earned spots in the National Honors Choir
- Barbershop and Choral groups: Maryland Heritage Music Festival Titles
- WLHS Barbershop Members: Special Maryland state individual awards
- Outstanding drama, musical, and dance productions

### Athletics

- 2010 Division 3A State Football Champions (6th State Title For WLHS)
- 2010 Boys Soccer County And District 5 Champions
- 2010 Boys Golf County Champions
- 2011 State Individual Wrestling Champion, 189 lbs. Division
- 2011 Golf Individual State Champion
- 2011 Boys Cross Country Runner of the Year

### Additional Achievements

- Physics Team: 1st and 2nd Place, 2011 Maryland State Physics Olympics.
- Robotics Team: Multiple Awards - 2011 IEEE State Competition.
- Chemistry: Entry at 2011 International Chemistry Olympiad in Turkey.
- The National Forensic League has awarded degrees of Distinction and Excellence to multiple students.
- Numerous Eagle Scouts and Girl Scout Gold Award Recipients.
- Red Cross: Biggest donor of blood of ALL high schools in Northeast U.S.
- The Environmental Club has been recognized for its sustainable rain garden.