

Atholton Elementary School

PROFILE

2017-18

6700 Seneca Drive • Columbia, MD 21046 • 410-313-6853 • aes.hcps.org



Atholton's reputation of academic excellence is one that we are proud to continue. We serve children ages three to five in our Regional Early Childhood Program, as well as students in kindergarten through fifth grade.

The mission of Atholton Elementary School is to partner with students, staff, families, and the community to create a supportive, engaging, and collaborative learning community, cultivating creative thinking, honoring diversity, and empowering students to become self-motivated learners.

Atholton Elementary is a dynamic school with dedicated professionals who are passionate about teaching, students who are excited about learning, and parents who are supportive and actively involved. We are committed to ensuring equity with excellence and making every year an exceptional experience for all students. Through teamwork, commitment and collaboration, we are devoted to every student's success in a caring and nurturing atmosphere while providing high quality instruction to ensure each student reaches his or her fullest potential. Our students are highly engaged and strive to meet individual goals. It is through high quality tasks and engaging learning activities that our students apply their knowledge and skills. Our staff is dedicated to working collaboratively to embrace opportunities, unlock potential and inspire excellence in all students.

We have a valued tradition of strong parental involvement. Our PTA, volunteers and staff coordinate activities that cultivate a sense of family within our school community. We are proud of the team effort in place by all members of our school community. Atholton is a great place to learn and grow!

Shawna Holden, Principal
Melanie Krablin, Assistant Principal

Fast Facts

Facility opened: 1961

Additions/Renovations

1980 (A), 2001 (R), 2002 (R), 2006 (R),
2007 (R)

School Capacity: 424

(This does not include additional capacity provided by 3 portable classrooms.)

Total Enrollment (PreK-5): 487

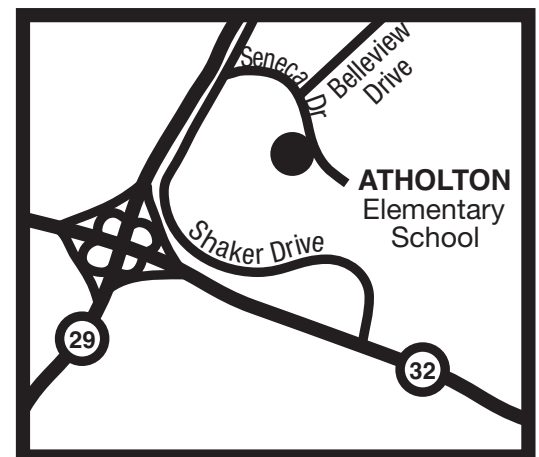
Ethnicity

American Indian/Alaskan	0%
Asian	10.7%
Black/African American	20.1%
Hawaiian/Pacific Islander	0.2%
Hispanic/Latino	8.8%
White	51.5%
Two or more races	8.6%

**Students Receiving Special Services
2016-17**

Free/Reduced Lunch	15.2%
Ltd. English Proficient	≤5.0%
Special Education	11.3%
Title I	0 or <10 students

PTA members: 193



Achievement Data

PARCC Assessment Performance Results – Atholton Elementary

Performance Level	Mathematics			English Language Arts		
	2017	2016	2015	2017	2016	2015
Level 5: Exceeded expectations	12.6%	13.0%	8.5%	12.3%	6.8%	10.8%
Level 4: Met expectations	45.1%	50.0%	43.5%	49.8%	56.5%	52.3%
Level 3: Approached expectations	22.8%	24.0%	28.8%	21.7%	23.6%	19.3%
Level 2: Partially met expectations	11.2%	10.9%	14.1%	7.9%	10.5%	11.4%
Level 1: Did not meet expectations	8.3%	<=5	5.1%	8.4%	<=5	6.3%

State accountability information can be accessed at www.mdreportcard.org.

Special Programs

- After School Programs – Columbia Association
- Banking Program
- Comprehensive Cultural Arts Program including Artist in Residence
- Core Essential Character Education Program
- Evening Workshops for parents
- Field Day
- Gifted and Talented
- Girls on the Run
- Green School Initiative
- Howard County Elementary Honors Orchestra
- Howard County Elementary Honors Band
- Howard County Elementary Solo and Ensemble Festival
- Howard County Festival Chorus
- Howard County Library Battle of the Books
- Howard County Library Rube Goldberg Challenge
- Howard County Spelling Bee and BumbleBee
- Howard County Recreation and Parks After School Activities
- Instructional Intervention Team
- Jump Rope for Heart
- Maryland Department of Natural Resources Trout in the Classroom
- Outdoor Classroom
- Participation in One Hour of Code
- Peer Helpers
- 5th Grade Peer Leaders
- Positive Behavioral Intervention and Supports (PBIS) school-wide behavior program
- Pre-Kindergarten
- PTA Cultural Arts Programs
- PTA Restaurant Nights
- Read Across America Guest Reader Day
- Regional Early Childhood Center (RECC)
- School Safety Patrols
- Simulated Congressional Hearing
- Spirit Days
- Student Ambassadors
- Turkey Trot
- Wellness Initiative

Accomplishments

- MAEOE Recertified Green School 2017 Gold Award for Positive Behavioral Interventions and Supports (PBIS) – 2013, 2014, 2016, 2017
- Howard County Library Rube Goldberg Community Spirit Awards, 2013, 2014, 2015
- Howard County Teacher of the Year, Lisa Young, 2012
- Four Nationally Board Certified teachers
- Young Author Contest Winners 2014
- Honors Band and Chorus participants
- Healthy Howard Award, 2010–15
- Howard County Library Summer Reading Club Participation Champion, 2015

Educational Partnerships

- A-OK Mentoring-Tutoring, Inc.
- Colonial Pipeline Company
- Giant Food, Freetown Road
- Grassroots Crisis Intervention Center, Inc.
- greeNEWit
- Harris Teeter, Guilford Road
- Howard County Library, East Columbia Branch
- Howard County Police Department
- Roma's Pizzeria
- Sandy Spring Bank, Fulton Branch
- Towson University College of Education
- Trout Unlimited, Trout in the Classroom

Bellows Spring Elementary School

PROFILE

2017-18

8125 Old Stockbridge Drive • Ellicott City, MD 21043 • 410-313-5057 • bses.hcps.org/



Our vision is that every student is inspired to learn and empowered to excel. We are proud of the partnership between our students, staff and community as we seek to ensure our students are ready to compete in a global environment. We celebrate the rich diversity of our school and the many cultures our students represent. We strongly believe that in order for our students to demonstrate academic excellence, we must first provide an environment that nourishes and enriches them. Our staff provides personal attention, encouragement, and consistent support for our students and rewards questioning and risk-taking when learning. We work to develop the stamina for deep thinking that successful students demonstrate when encountering challenges. We focus on building positive mindset and learning to try again if unsuccessful. Students know that learning is a process and they may not know it all – YET! Our students are engaged, active participants responding to rigorous instruction, and are having fun in the process of doing so. Instruction is differentiated, based upon the strengths and needs of the learners with an emphasis on helping each student continually expand their skills and their horizons.

A crucial component in the success of our school is the support of our PTA and our community. Our PTA works tirelessly to support the success of our students and the efforts of our staff. Our community responds generously with their time and talents. This is a partnership we treasure.

Every morning, our students recite the school pledge, "Be Respectful, Be Responsible, Be Ready. I am one of Bellows Best!" This embodies our high learning and behavior expectations for our students while fostering independence and persistence in all that they do. Bellows Spring Elementary is a great place to learn!

Carol Hahn, Principal
D. Christy Conklin, Assistant Principal

Fast Facts

Facility opened – 2003

Additions/Renovations: 2009 (A), 2011 (A, R)

School Capacity: 751
This does not include additional capacity from 5 portable classrooms.

Total Enrollment (PreK–5): 822

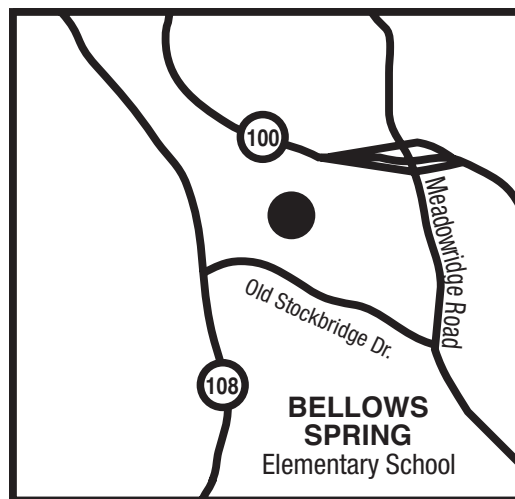
Ethnicity

American Indian/Alaskan	0.4%
Asian	27.4%
Black/African American	24.6%
Hawaiian/Pacific Islander	0.2%
Hispanic/Latino	12.2%
White	29.3%
Two or more races	6.0%

Students Receiving Special Services 2016–17

Free/Reduced Lunch	14.9%
Ltd. English Proficient	10.3%
Special Education	14.3%
Title I	0 or <10 students

PTA members: 284



Achievement Data

PARCC Assessment Performance Results – Bellows Spring ES

Performance Level	Mathematics			English Language Arts		
	2017	2016	2015	2017	2016	2015
Level 5: Exceeded expectations	19.0%	15.3%	14.4%	10.1%	10.8%	10.0%
Level 4: Met expectations	37.5%	44.3%	36.5%	52.2%	50.6%	44.4%
Level 3: Approached expectations	26.8%	22.9%	24.4%	25.4%	20.9%	24.4%
Level 2: Partially met expectations	11.3%	12.7%	17.9%	7.8%	12.0%	16.5%
Level 1: Did not meet expectations	5.4%	<=5	6.8%	<=5	5.7%	<=5%

State accountability information can be accessed at www.mdreportcard.org.

Special Programs

- Infants and Toddler Program
- Regional Early Childhood Center
- PACE (Parents and Children in ESOL)
- WatchDOGS (Dads of Great Students)
- PBIS (Positive Behavior Interventions and Supports)
- Professional Development School – Towson University
- AAA Safety Patrol
- Girls on the Run
- Chasing Cheetahs (running club for boys)
- American Red Cross Pint-Sized Heroes Program participants
- Annual International Night
- Hour of Code (Program that shows students how to write computer code)
- Recycling Team
- ESOL Family coffee
- 4th and 5th grade chorus
- After School PTA Sponsored Programs
- Turkey Trot
- Days of Taste Farm to Table Program

Accomplishments

- PBIS (Positive Behavioral Interventions and Supports) Gold Award
- Healthy Howard Platinum Award
- Staff recognized by Maryland Governor for outstanding programs
- Ben Carson Scholarship recipients
- Young Author Contest winners
- Participants in HCPSS Honors Band
- Participants in HCPSS Honors Chorus
- Participants in HC Library System Bumble Bee and Spelling Bee
- Frequent winners in Math Olympiad
- Regional First Place winner in the MD/DC Stock Market Game

Business Partners

- Eggspectation
- Howard County Library, ElkrIDGE Branch
- Junior Achievement of Central Maryland, Inc.
- Okinawan Karate Dojo
- Victory Martial Arts

Bollman Bridge Elementary School

PROFILE

2017-18

8200 Savage-Guilford Road • Savage, MD 20763 • 410-880-5920 • bbes.hcps.org/



At Bollman Bridge Elementary School we are committed to ensuring the academic success and social-emotional well-being for each of our students. We create an environment where all students have the opportunity to succeed by:

- Ensuring Access and Equity for all students
- Delivering High Quality Rigorous First Instruction
- Providing Interventions and Differentiated Supports

Ensuring Access and Equity for all Students

At BBES, we provide opportunities for staff to learn more about students and their families and to discuss and develop ideas/solutions to combat disparate trends in data. We value student, staff, and community input.

Delivering High Quality Rigorous First Instruction

In language arts, we use a balanced literacy approach to meet the needs of students. Our goal is to create lifelong readers ready for the demands of college and careers. In mathematics, our rigorous instruction emphasizes problem-based learning tasks that promote reasoning and problem solving. We offer opportunities for students to construct meaning and develop conceptual understanding that will ultimately develop number sense and support procedural fluency. Our goal is for students to actively engage as mathematicians and to develop positive attitudes about mathematics that they will carry forward into their future.

Providing Interventions and Differentiated Supports

At BBES, we use data to inform our instruction and identify students' needs for enrichment or intervention. Teachers participate in ongoing data discussions to analyze student work and implement flexible groupings to address the individual needs of our students as learners. As a staff we share information about curriculum and strategies with our families through Family Nights.

Rhonda Inskeep, Principal
Leslie Harmon, Assistant Principal

Fast Facts

Facility opened – 1988

Additions/Renovations:

1994 (A), 2008 (C); 2013 (R)(A)

School Capacity: 666

This does not include additional capacity from 2 portable classrooms.

Total Enrollment (PreK-5): 722

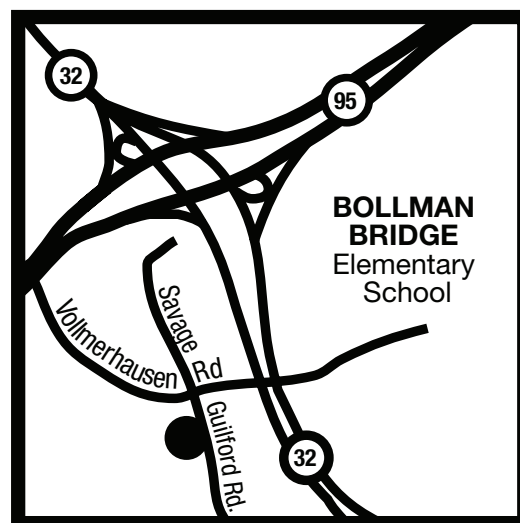
Ethnicity

American Indian/Alaskan	0.1%
Asian	10.4%
Black/African American	38.0%
Hawaiian/Pacific Islander	0.1%
Hispanic/Latino	19.1%
White	25.4%
Two or more races	6.9%

Students Receiving Special Services 2016-17

Free/Reduced Lunch	45.5%
Ltd. English Proficient	12.0%
Special Education	13.8%
Title I	≥95.0%

PTA members: 350



Achievement Data

PARCC Assessment Performance Results – Bollman Bridge ES

Performance Level	Mathematics			English Language Arts		
	2017	2016	2015	2017	2016	2015
Level 5: Exceeded expectations	7.1%	5.2%	<=5%	<=5	<=5	<=5%
Level 4: Met expectations	28.5%	29.7%	22.2%	32.6%	29.9%	35.3%
Level 3: Approached expectations	22.3%	23.5%	27.5%	24.2%	24.7%	26.8%
Level 2: Partially met expectations	25.4%	29.4%	31.8%	20.5%	21.4%	20.3%
Level 1: Did not meet expectations	16.7%	12.3%	15.6%	21.1%	24.0%	16.6%

State accountability information can be accessed at www.mdreportcard.org.

Special Programs

- 4th and 5th grade Chorus
- AAA Safety Patrols
- Academic Intervention Summer School Program
- Academic Life Skills Classes
- After School Program – HC Recreation and Parks
- After School PTA-Sponsored Programs
- Career Day
- Community Circles
- Daily 5 Reading Program (K–3)
- Donations and Fundraising
- Dreambox Learning Online Math Program
- Family Fit Night
- Family Involvement Contact
- Field Day
- Gifted and Talented Program
- Girls on the Run Program
- Hispanic Achievement Liaison
- Honor Roll
- Hour of Code
- Howard County Library programs: Battle of the Books, Rube Goldberg competition, Spelling Bee, Summer Reading Program
- Howard County Reading Council Young Author's Contest
- Instructional Intervention Team
- Intervention Teachers
- Jump Rope for Heart
- Let Me Run Running Program
- Maryland Green School Certification
- Math Intervention Teachers
- Math Night
- Math Olympiads
- Mentor Program
- Outdoor Classroom
- Peer Helpers
- Positive Behavioral Interventions and Supports (PBIS) Program
- Pre-Kindergarten
- PTA After-School Enrichment Programs
- PTA International Night
- PTA Restaurant Nights
- Reading Recovery: one-on-one reading intervention for First Graders
- Reading and Math Support Teachers provide ongoing professional development for staff within the school day
- Professional Development Schools: Loyola University and UMCP
- PBIS School focusing on reinforcing Positive Behaviors
- Peer Mentoring Reading Program with Patuxent Valley Middle School
- Principal Effort Awards
- RECC (Regional Early Childhood Center)

Accomplishments

- Healthy Howard Platinum Status, 2015
- PBIS (Positive Behavioral Interventions and Supports) Gold Status, 2011–13, 2015, 2016
- Special Education Citizen Advisory Committee Award Winner – Laura Baur, 2017; Gabrielle Allen, Amy Aloï, Lindsay Kolesar, Kate Sandoval, Amy Mooney, 2016
- NEA/GPS Grant Recipient – Casey Schurman, Camille Washington, 2017
- Bright Minds Grant Award Winner, 2017 – Rachel Lewis
- Outstanding Educator in Gifted and Talented Education – Teacher as Leader – Megan Icenogle, 2016–17
- Maryland Green School
- LEED Silver School

More Special Programs

- School Based Wellness Center – first in HCPSS
- Schoolwide Free Breakfast Program
- Science, Technology, Engineering, Math (STEM) Fair
- Simulated Congressional Hearing
- Spirit Days
- Student Art Exhibit
- Student Voice Leadership Group
- Title I
- Turkey Trot
- Watch DOGS (Dads of Great Students) Volunteer Program
- Wellness Initiative
- Yearbook

Educational Partnerships

- Continental Societies, Inc., Southeastern Howard/Laurel Chapter
- Girl Scouts of Central Maryland
- The Horizon Foundation
- Howard Community College
- Howard County Library, Savage Branch & STEM Education Center
- Howard County Multi-Service Center
- Marathon Kids

Bryant Woods Elementary School

PROFILE

2017-18

5450 Blue Heron Lane • Columbia, MD 21044 • 410-313-6859 • bwes.hcpss.org/



Our staff believes that every student is entitled to receive an excellent education. The vision of Bryant Woods Elementary School ensures that all staff will have high expectations for each student as demonstrated through rigorous data driven instruction and planning. Students are actively engaged in learning through the use of technology and curriculum integration. We consistently work to create a safe and nurturing environment that encourages community and family involvement.

As a school we are driven by Dr. Martirano's Strategic Call to Action: Learning and Leading with Equity. With this newly launched mission, we are driven to ensure excellence by consistently seeking to CONNECT, VALUE, EMPOWER, and ACHIEVE. Through our efforts to connect with students and families, we will build strong positive relationships. By valuing our stakeholders and cultivating meaningful partnerships, students, families and staff will be empowered to make our community the best it can be. Through these combined efforts, in conjunction with high-quality education that meets individual student needs, it is our hope that all of students will achieve all of their goals, dreams, and aspirations.

We also strive to engage and support our families by linking them with appropriate resources in and outside of the school. By fostering relationships with community-based organizations, we will continue to carry on our efforts to cultivate a culture for learning while addressing the needs of the broader Bryant Woods community.

Kelley Hough, Principal
Adrienne Williams-McKinney, Assistant Principal

Fast Facts

Facility opened – 1968

Additions/Renovations

1983 (A), 1984 (A), 2004 (R), 200 (R)

School Capacity: 361

(This does not include additional capacity provided by 4 portable classrooms.)

Total Enrollment (PreK-5): 421

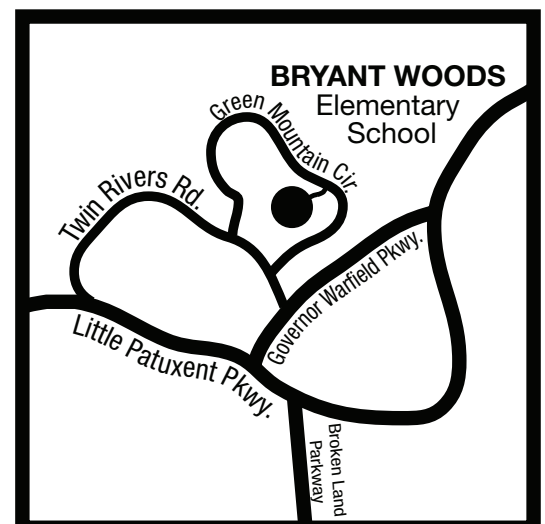
Ethnicity

American Indian/Alaskan	0.5%
Asian	3.8%
Black/African American	53.7%
Hawaiian/Pacific Islander	0.7%
Hispanic/Latino	11.2%
White	20.7%
Two or more races	9.5%

Students Receiving Special Services 2016-17

Free/Reduced Lunch	49.9%
Ltd. English Proficient	≤5.0%
Special Education	10.6%
Title I	≥95.0%

PTA members: 169



Achievement Data

PARCC Assessment Performance Results – Bryant Woods ES

Performance Level	Mathematics			English Language Arts		
	2017	2016	2015	2017	2016	2015
Level 5: Exceeded expectations	8.0%	6.8%	<=5%	<=5	<=5	<=5%
Level 4: Met expectations	31.6%	24.6%	22.5%	30.9%	24.1%	23.6%
Level 3: Approached expectations	26.7%	27.2%	27.5%	28.2%	28.8%	28.0%
Level 2: Partially met expectations	20.9%	27.2%	30.8%	25.5%	21.5%	22.5%
Level 1: Did not meet expectations	12.8%	14.1%	16.5%	10.6%	22.0%	23.1%

State accountability information can be accessed at www.mdreportcard.org.

Special Programs

- Schoolwide Title I
- Title I Focus School
- Elementary School Model school
- Reading Recovery®
- A-OK Mentoring Program
- Bridges Over Wilde Lake Grant – After school and summer school academic and enrichment programs.
- Math Tutoring Program
- Community Based Learning Centers at Roselyn Rise and Rideout Heath
- Healthy Howard Initiatives, including: Turkey Trot, Spring Sprint, Walk Around Wilde Lake, Comfy Day walk
- Jump Rope for Heart
- Community Eligibility Program
- Community Reads Day
- Math and Reading Evening Workshops
- PTA Afterschool Enrichment Programs
- Full Time Black Student Achievement Liaison

Student Activities

- Baltimore Museum of Industry Safe Racer Competition
- Girls On The Run
- Girls That Code
- Hero Boys
- Howard County Children's Chorus
- Howard County GT Sinfonia
- Howard County Honors Band
- Howard County Library Battle of the Books Competition
- Howard County Library Rube Goldberg Competition
- Howard County Spelling Bee
- Math Olympiad
- MESA
- Simulated Congressional Hearing

Accomplishments

- Certified Maryland Green School, 2014
- PBIS Gold Ribbon School, 2009, 2010, 2014
- Healthy Howard Gold Certified School, 2014
- First, Second, Third place winners in Howard County Digital Arts contest
- First Place Winner State Digital Arts Contest
- Young Authors Contest winners
- Student artwork selected for The Art of the Selfie photo exhibit
- Girls on the Run participating school, 2012–17
- Howard County Council of Elders MSA Recognition

Educational Partnerships

- A-OK Mentoring-Tutoring, Inc.
- BJ's Wholesale Club
- greeNEWit
- Howard County Food Bank, Community Action Council
- Howard County Library, Central Branch
- HowGirlsCode
- Kiwanis Club of Ellicott City
- Okinawan Karate Dojo
- Phi Beta Sigma Fraternity, Inc., Zeta Alpha Sigma Alumni Chapter, Inc.
- Rotary Club of Columbia Town Center

Bushy Park Elementary School

PROFILE

2017-18

14601 Carrs Mill Road • Glenwood, MD 21738 • 410-313-5500 • bpes.hcpss.org/



Bushy Park Elementary has served families in the Glenwood community for many years since 1976 and is next door to Glenwood Middle. Our school was rebuilt in 2007 and is impressive with its large hallways, beautiful classrooms, and abundant natural light. Learning is evident on every surface of our school building.

As we consider the HCPSS systemic call to action, "The Fierce Urgency Of Now," our staff is fully invested in the vision and mission of our school system. Each day, staff members work hard to provide highly engaging and enriching instruction for all our students. Our staff is devoted to academic success while developing strong relationships with students and their families. At Bushy Park, we are proud to be the beginning of our students' educational journey as we prepare them for future citizenship and service. We strive to Communicate, Collaborate and Connect.

The PTA is an outstanding partner. They provide a vibrant cultural arts program as well as many different family events. Each year, the PTA sponsors a Back-to-School picnic, Fall Festival, Bingo Night, Scholastic Book Fair, Spring Fling, and Science Fair. These events help promote a great sense of community, allowing families to come together.

The strong and rigorous academic program of the Howard County Public School System, coupled with the collaborative support of staff and parents, prepare our students for their current roles as elementary school students and future roles as citizens of a diverse and changing world.

Molly Ketterer, Principal
Terri Via, Assistant Principal

Fast Facts

Facility opened

Original building: 1976

Replacement building: 2007

School Capacity: 788

Total Enrollment (PreK-5): 632

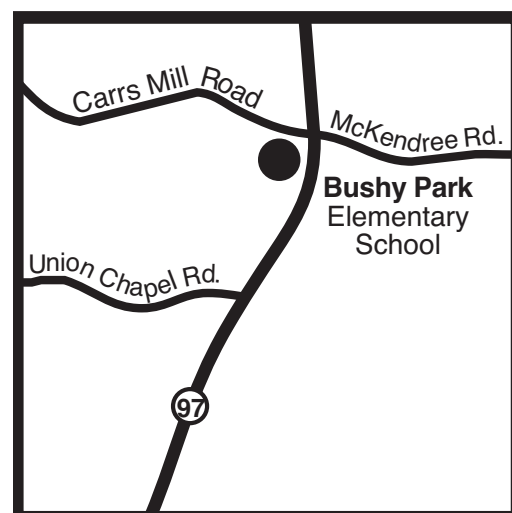
Ethnicity

American Indian/Alaskan	0.5%
Asian	14.1%
Black/African American	5.7%
Hawaiian/Pacific Islander	0.2%
Hispanic/Latino	4.3%
White	71.2%
Two or more races	4.1%

Students Receiving Special Services 2016-17

Free/Reduced Lunch	≤5.0%
Ltd. English Proficient	≤5.0%
Special Education	10.7%
Title I	0 or <10 students

PTA members: 350



Achievement Data

PARCC Assessment Performance Results – Bushy Park Lane ES

Performance Level	Mathematics			English Language Arts		
	2017	2016	2015	2017	2016	2015
Level 5: Exceeded expectations	15.3%	13.4%	10.5%	6.5%	7.4%	8.8%
Level 4: Met expectations	45.3%	55.1%	49.9%	60.9%	60.7%	56.9%
Level 3: Approached expectations	26.5%	20.8%	24.9%	21.8%	20.5%	20.7%
Level 2: Partially met expectations	10.9%	8.6%	9.9%	7.6%	8.0%	7.9%
Level 1: Did not meet expectations	<=5	<=5	<=5%	<=5	<=5	5.7%

State accountability information can be accessed at www.mdreportcard.org.

Special Programs

- 4th and 5th Grade Chorus
- Artist in Residence Program
- Carson Reading Room (one of two in Howard County)
- Educational Partnerships: 5
- Family Fit Night
- Field Day
- Frederick Keys Read & Hit a Homerun Reading Incentive Program
- Girls on the Run
- Howard Community College Partnership with Department of Teacher Education
- Howard County Library Battle of the Books
- Instructional Intervention Team
- International Night
- Jump Rope for Heart
- Junior Achievement in a Day
- Leo Club for Students (sponsored by Lions Club)
- Positive Behavioral Intervention and Supports (PBIS)
- Prekindergarten
- PTA After School Enrichment Program
- PTA Cultural Arts Program
- Regional Early Childhood Program
- Rube Goldberg Competition
- Science Fair
- Simulated Congressional Hearing
- Spirit Days
- Terrapins in the Classroom Program
- Walking Wednesdays

Accomplishments

- PBIS Gold Award, 2013–15; Silver Award, 2012, 2017
- Healthy Howard Silver School, 2013
- Healthy Howard Gold School, 2012
- Maryland Green School Certification
- Two Nationally Board Certified Teachers
- Howard County Council of Elders MSA Recognition, 2006–17
- Student participation in GT/Enrichment Orchestra
- Student participation in Elementary Honors Choir
- Student participation in HC Library Battle of the Books

Educational Partnerships

- Glenwood Lions Club
- Howard Community College
- Howard County Library, Glenwood Branch
- Junior Achievement of Central Maryland, Inc.
- Smoothie King, Columbia

Centennial Lane Elementary School

PROFILE

2017-18

3825 Centennial Lane • Ellicott City, MD 21042 • 410-313-2800 • cles.hcpss.org/



The Centennial Lane Elementary School community was built on the belief that excellence rests upon the collaborative effort of the staff, students and parents. Our Vision for CLES is to empower, engage and inspire. Our staff members engage in collaborative planning and data analysis in order to develop high quality instruction. Staff participate in professional development that is student-centered, and designed to meet the needs of the 21st century learner. At CLES, we are dedicated to supporting the needs of the whole child by creating an Environment of Encouragement in which students are recognized for their effort, growth and achievement. Our highly engaged parents support our school with an active PTA, which enhances the school's learning environment through their sponsorship of many extension activities, such as the Cultural Arts program and evening Enrichment Programs.

We strive to maintain our commitment to serving all students in a dynamic environment that empowers and engages all learners. Through our problem-solving teams, our school-wide Instructional Intervention Team and our special education services, we focus our efforts on providing the best instructional strategies and interventions to all learners. Our students enter an environment that enriches their educational experience with an exceptional gifted and talented program, an appreciation of the arts and integration of technology throughout their day. We further enrich our school-learning environment through our PBIS program, Quarterly Celebrations, Science Technology, Engineering and Mathematics (STEM) programs, Winter/Spring concerts and Enrichment Fair.

We are pleased to be a Professional Development School (PDS) in partnership with Towson University, Triadelphia Ridge Elementary, and Longfellow Elementary. Our PDS promotes learning and enhances the instructional climate of our school, while supporting the professional growth of our teaching staff and the development of teaching interns.

CLES staff, students, and parents work hand-in-hand to build a safe and healthy environment that educates our students to be world-class citizens.

Amanda Wadsworth, Principal
Alayna Lynam, Assistant Principal

Fast Facts

Facility opened: 1973

Additions/Renovations
1987(A), 2007(R), 2008(A)

School Capacity: 647
(This does not include additional capacity provided by 5 portable classrooms.)

Total Enrollment (K-5): 765

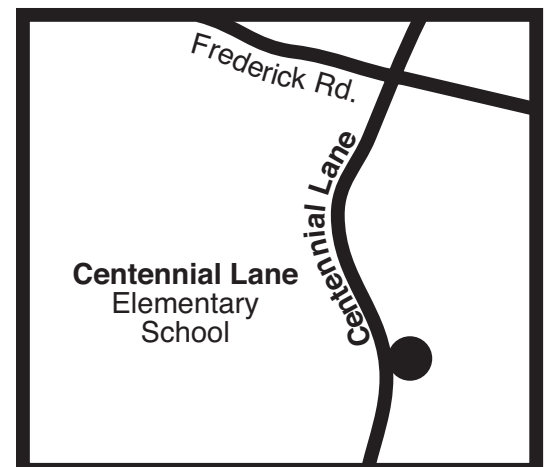
Ethnicity

American Indian/Alaskan	1.3%
Asian	47.8%
Black/African American	5.5%
Hawaiian/Pacific Islander	0%
Hispanic/Latino	3.4%
White	34.9%
Two or more races	7.1%

Students Receiving Special Services 2016-17

Free/Reduced Lunch	≤5.0%
Ltd. English Proficient	6.6%
Special Education	≤5.0%
Title I	0 or <10 students

PTA members: 575



Achievement Data

PARCC Assessment Performance Results – CLES

Performance Level	Mathematics			English Language Arts		
	2017	2016	2015	2017	2016	2015
Level 5: Exceeded expectations	30.7%	28.0%	24.0%	15.1%	18.0%	15.2%
Level 4: Met expectations	50.5%	52.9%	49.9%	61.8%	60.1%	57.1%
Level 3: Approached expectations	12.4%	13.1%	18.4%	15.4%	14.1%	18.1%
Level 2: Partially met expectations	<=5	<=5	5.3%	5.6%	5.7%	8.0%
Level 1: Did not meet expectations	<=5	<=5	<=5%	<=5	<=5	<=5%

State accountability information can be accessed at www.mdreportcard.org.

Special Programs

- PBIS – Positive Behavior Interventions and Supports
- Jump Rope and Hoops for Heart Program
- Marathon Kids
- Girls on the Run
- Hour of Code
- Howard County Recreation and Parks Programs
- PTA Cultural Arts Program
- Family Fit Night
- Family Math and Reading Nights
- Field Day
- Green School Initiatives
- Howard County Library Summer Reading Program
- Howard County Reading Council Young Author's Contest
- After School Programs – HC Recreation and Parks (Chess, Robotics, Drama, etc.)
- Community Circles

Educational Partnerships

- Brunswick Zone Normandy
- Howard County Library, Miller Branch
- Marathon Kids
- Sport Clips, Turf Valley
- Towson University Professional Development School
- Turf Valley Resort

Accomplishments

- Healthy Howard School- Silver Status
- Baltimore Museum of Industry Engineering Challenges
- National Math Olympiad's 2010–Present, Top 10% in the nation
- Howard County Elementary GT (Gifted & Talented) Band students
- Howard County Elementary GT Orchestra
- Howard County Elementary GT Sinfonia
- Howard County Solo and Ensemble Festival
- Howard County Children's Chorus
- Certified MD Green School since 2011
- Frank Owens, Co-Director of the Howard County Honors Band since 2010; Finalist for Howard County Parents for School Music Educator of the Year; Quarter finalist for the 2015 Grammy Foundation National Music Educator Award
- Joanne Scheler, recipient of GT Educator Award, 2014, 2015
- Mike Kilbert, recipient of Tech4Learning Innovative Educator Award
- Math Olympiad, recipients of Meritorious Award
- Howard County Library, Battle of the Books: Overall winner – 1st place
- Council of Elders Proficient/Advanced MSA recognition

Clarksville Elementary School

PROFILE

2017-18

12041 Rt. 108 • Clarksville, MD 21029 • 410-313-7050 • ces.hcpss.org/



At Clarksville Elementary School, we are proud of our long-standing tradition of academic excellence amidst a family atmosphere. We are committed to providing a strong foundation comprised of academic, interpersonal, and technological skills that will enable all students to be college and career ready.

We continue to provide the highest quality education that our students deserve. Teachers are involved in staff development and professional learning communities focused on best practices, collaboration and continuous improvement. Our highly qualified staff is committed to helping each student reach his or her potential by providing exemplary instruction. An emphasis on relevant and engaging learning opportunities, which are differentiated and based upon the strengths and needs of the individual student, is at the center of instruction.

Our PTA is a true partner, providing support for our school programs, academic/social goals and promoting health and wellness. Our parents volunteer, serve on committees and support initiatives such as cultural arts, parent education workshops, family fun nights, green school awareness, and several community drives.

Clarksville's achievements are a result of the dedication and commitment toward teaching and learning. Our success is reflected in our selection as a Maryland Blue Ribbon School and a National Blue Ribbon School.

Clarksville Cougars ROAR with Awesome Achievement and Attitude!

Robin Malcotti, Principal
Lauren Slattery, Assistant Principal

Fast Facts

Facility opened: 1964

Additions/Renovations: 1980 (A),
1986 (HVAC), 2002 (R/A), 2006 (A)

School Capacity: 543
(This does not include additional capacity provided by a portable classroom.)

Total Enrollment (K-5): 432

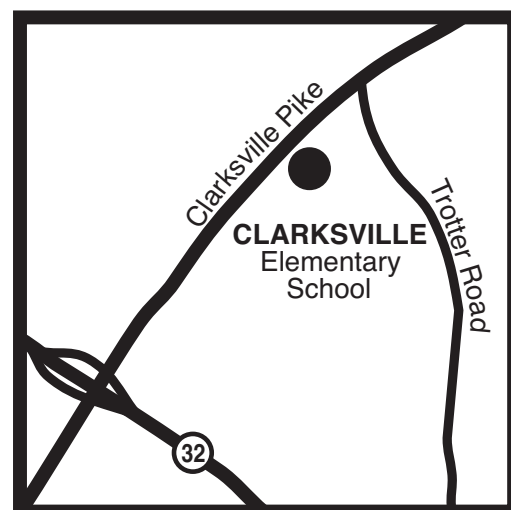
Ethnicity

American Indian/Alaskan	0.5%
Asian	56.3%
Black/African American	8.6%
Hawaiian/Pacific Islander	0%
Hispanic/Latino	3.0%
White	28.0%
Two or more races	3.7%

Students Receiving Special Services 2016-17

Free/Reduced Lunch	0 or <10 students
Ltd. English Proficient	≤5.0%
Special Education	7.6%
Title I	0 or <10 students

PTA members: 453



Achievement Data

PARCC Assessment Performance Results – Clarksville ES

Performance Level	Mathematics			English Language Arts		
	2017	2016	2015	2017	2016	2015
Level 5: Exceeded expectations	37.6%	31.8%	25.5%	17.7%	13.0%	16.3%
Level 4: Met expectations	46.6%	54.2%	52.1%	66.4%	65.0%	57.4%
Level 3: Approached expectations	12.0%	11.6%	16.0%	12.1%	15.9%	19.5%
Level 2: Partially met expectations	<=5	<=5	5.3%	<=5	5.4%	5.3%
Level 1: Did not meet expectations	<=5	<=5	<=5%	<=5	<=5	<=5%

State accountability information can be accessed at www.mdreportcard.org.

Special Programs

- 4th and 5th Grade Chorus
- 5th Grade Electronic Portfolios
- AAA Safety Patrol
- Academic Life Skills Classes
- After School Program- HC Recreation and Parks (Kidz Art, Music, Kid Empowerment)
- Artists in Residence
- Career Day
- Comprehensive Cultural Arts Program
- Daily 5 Reading Program (K-2)
- Designing Quality Inclusive Education Grant
- Donations and Fundraising
- Educational Partnerships: 4
- Family Fit Night
- Field Day
- Gifted and Talented Program
- Girls on the Run
- Green School Initiative
- Green Team
- Healthy Howard participation
- Hour of Code
- Howard County Library Battle of the Books – 5th Grade
- Jump Rope for Heart
- Maryland Green School
- PBIS Program
- PTA Cultural Arts Program, Reflections, and International Night Events
- PTA International Night
- PTA Sponsored Programs (Chess, Drama, LEGOS, Art, Rollercoasters/STEM focus activities, Science, Dance, Literature)
- Rube Goldberg Competition
- Schoolwide Food Composting Program
- Schoolwide food drives for 5th grade Community Service Project
- Simulated Congressional Hearing
- Spelling Bees
- Spirit Days
- STEM Parent and Family Nights
- Student Leadership Council
- Trout in the Classroom
- Turkey Trot with turkey donations to sister school
- Young Author's Contest

Accomplishments

- Healthy Howard Gold Award
- Maryland Green School Certification
- NAACP Exemplary School Award
- Governor's Citation for Superior Building Maintenance
- Howard Community College Partnership with Department of Teacher Education
- Student participation in GT/Enrichment Bands
- Student participation in Howard County Children's Chorus
- Participation in the BSAP Evening of Excellence
- 1st Place in Battle of the Books - 5th Grade
- National Math Olympiads
- One National Board Certified Teacher
- Staff co-director of the Elementary Honor Band

Educational Partnerships

- Howard County Library, Central Branch
- Kendall Hardware
- McDonald's, Daybreak Circle
- Trout Unlimited, Trout in the Classroom
- Washington Suburban Sanitary Commission (WSSC), Green School Program

Clemens Crossing Elementary School

PROFILE

2017-18

10320 Quarterstaff Road • Columbia, MD 21044 • 410-313-6866 • cces.hcps.org/



Clemens Crossing is a school where students, staff, and parents value education. We believe in the need to create an environment where all students have the opportunity to succeed and reach their potential. Our mission statement and slogan reflect this:

It is the mission of Clemens Crossing Elementary School to inspire continual achievement by fostering a safe, positive and nurturing environment where learning, teaching and diversity are valued. Clemens Crossing...Always Achieving!

Staff, parents, and administrators work together as partners to provide students with a nurturing, supportive environment in order to acquire skills and concepts and apply them to real world situations. This includes:

- A comprehensive, balanced language arts program emphasizing a meaning-centered learning approach through literature, comprehension skills, writing, phonics, spelling, vocabulary development, and grammar.
- A mathematics program that offers students opportunities to learn problem solving skills and strategies orally, in writing, and with understanding; number sense strategies; important mathematical concepts and procedures; and basic math facts.
- Curriculum-based assessments in language arts and mathematics to evaluate achievement and determine appropriate instructional levels for students.
- An extensive Gifted and Talented Program comprised of instructional seminars, curriculum extension units in Grades 1-5, Type III investigations, and a G/T mathematics program in Grades 4 and 5.
- A strong Special Education program providing a continuum of services to students with Individualized Education Plans.
- A technology program that includes instruction from technology teachers and students working on multimedia and Web 2.0 based projects.
- An active PTA volunteer corps providing strong parental and community support for school programs.
- A fully integrated PBIS behavior support program that provides a framework for acknowledging positive behaviors throughout the school.

We are very proud to be part of the Clemens Crossing school community.

Edward Cosentino, Principal

Elizabeth Yankle, Assistant Principal

Fast Facts

Facility opened: 1979

Additions/Renovations

1988 (A), 2007 (A), 2009 (R)

School Capacity: 521

(This does not include additional capacity provided by 3 portable classrooms.)

Total Enrollment (K-5): 550

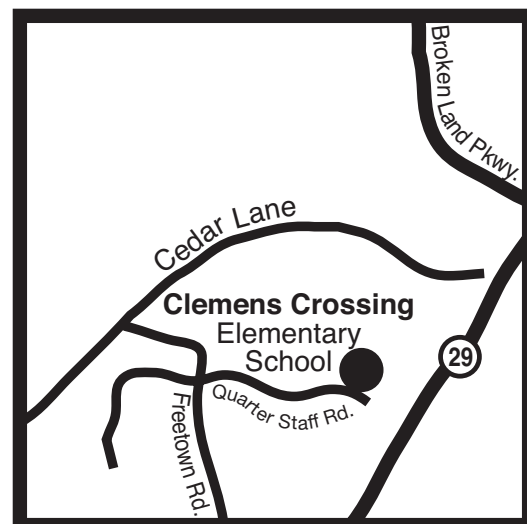
Ethnicity

American Indian/Alaskan	0.4%
Asian	15.8%
Black/African American	14.6%
Hawaiian/Pacific Islander	0%
Hispanic/Latino	9.3%
White	50.0%
Two or more races	10.0%

Students Receiving Special Services 2016-17

Free/Reduced Lunch	8.3%
Ltd. English Proficient	≤5.0%
Special Education	5.6%
Title I	0 or <10 students

PTA members: 300



Achievement Data

PARCC Assessment Performance Results – CCES

Performance Level	Mathematics			English Language Arts		
	2017	2016	2015	2017	2016	2015
Level 5: Exceeded expectations	20.0%	20.3%	16.8%	10.9%	10.4%	12.9%
Level 4: Met expectations	48.3%	45.6%	49.2%	58.9%	53.8%	59.2%
Level 3: Approached expectations	21.1%	23.8%	23.0%	17.0%	21.5%	16.9%
Level 2: Partially met expectations	6.8%	6.1%	9.4%	8.3%	7.3%	8.2%
Level 1: Did not meet expectations	<=5	<=5	<=5%	<=5	6.9%	<=5%

State accountability information can be accessed at www.mdreportcard.org.

Educational Partnerships:

- Chick-fil-A, Johns Hopkins Road
- Eggspectation
- First National Bank
- Grassroots Crisis Intervention Center, Inc.
- greeNEWit
- Hickory Ridge Community Association
- Howard Community College
- Howard County Library, Central Branch
- Junior Achievement of Central Maryland, Inc.
- Locust United Methodist Church
- MKD Kids
- Patient First
- Smoothie King of Wilde Lake
- Subway, Freetown Road
- Towson University

Accomplishments

- Rated #1 elementary school in Howard County and the Baltimore region for 2017 according to niche.com
- Rated #1 elementary school in Howard County and the Baltimore region for 2017 according to the Baltimore Business Journal.
- PBIS Gold Recognition, 2009–2017
- Healthy Howard School Recognition
- Certified Maryland Green School
- BMI Engineering Challenge – 1st Place Team
- Battle of the Books – 1st Place Team
- Rube Goldberg Challenge – 1st Place Teams
- Students recognized by Council of Elders every year of program
- Special Education Community Advisory Committee Staff Award recipients
- G/T Advisory Committee recognition recipients

Special Programs

- Junior Achievement Program – JA in a Day
- In-School Banking program with First National Bank
- Geography Bee
- Spelling Bee
- Positive Behavioral Interventions and Supports (PBIS) Program
- Professional Development School – Towson University
- Howard Community College Partnership with Department of Teacher Education
- Science, Technology, Engineering, Math (STEM) Program
- PTA Afterschool Enrichment Programs
- Girls on the Run
- Hero Boys
- Let Me Run

Cradlerock Elementary School

PROFILE

2017-18

6700 Cradlerock Way • Columbia, MD 21045 • 410-313-7610 • cs.hcpss.org



At Cradlerock Elementary School, we greatly value the rich diversity of our school community. We are committed to being a ROCK solid school. Our staff values:

Relationships

Cradlerock Elementary staff provides a safe and nurturing environment that values our diversity and commonality by building positive and respectful relationships with one another, students, parents/guardians, and community.

Outstanding Instruction

Cradlerock Elementary staff creates a vibrant learning community that inspires, engages, challenges, and supports students. Staff provide a rigorous instructional program for all students.

Collaboration

Cradlerock Elementary staff continuously collaborate with one another in order to know our learners and provide high quality instruction in a safe and nurturing environment. We collaborate with parents and the community for a strong partnership that fosters each student's growth.

Knowledge

Through purposeful focus in the areas of positive relationships, outstanding instruction and collaboration, we increase the knowledge of our students, staff, and community.

We welcome you to visit Cradlerock Elementary School and see firsthand our quality teaching and learning environment. For more information about Cradlerock Elementary, please log onto our website: <http://cres.hcpss.org>, and follow us on twitter, @hcpss_cres.

Jennifer Zinn, Principal
Brad Scobie, Assistant Principal

Fast Facts

Facility opened: 1976

Additions/Renovations

1998 (A), 2001 (R), 2003 (R), 2007 (A)

School Capacity: 398

(This does not include additional capacity provided by 3 portable classrooms.)

Total Enrollment: 519

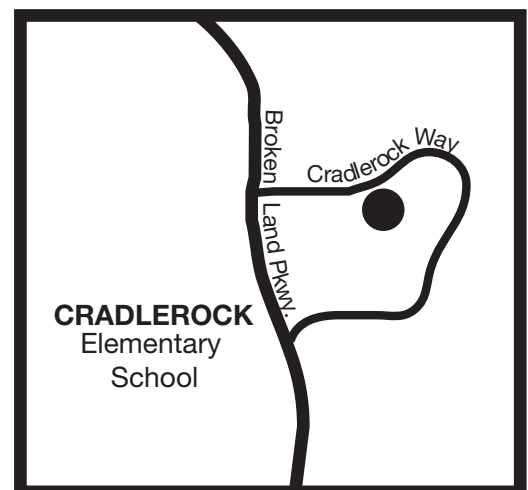
Ethnicity

American Indian/Alaskan	0.2%
Asian	7.3%
Black/African American	49.3%
Hawaiian/Pacific Islander	0.2%
Hispanic/Latino	14.5%
White	18.9%
Two or more races	9.6%

Students Receiving Special Services 2016-17

Free/Reduced Lunch	50.7%
Ltd. English Proficient	7.8%
Special Education	13.8%
Title I	≥95%

PTA members: 185



Achievement Data

PARCC Assessment Performance Results – Cradlerock ES

Performance Level	Mathematics			English Language Arts		
	2017	2016	2015	2017	2016	2015
Level 5: Exceeded expectations	<=5	<=5	<=5%	<=5	<=5	<=5%
Level 4: Met expectations	27.0%	27.0%	25.2%	35.3%	26.9%	26.7%
Level 3: Approached expectations	30.0%	25.6%	25.7%	25.1%	27.8%	26.7%
Level 2: Partially met expectations	20.7%	32.2%	31.0%	18.7%	25.0%	27.6%
Level 1: Did not meet expectations	19.0%	12.8%	17.6%	18.7%	18.9%	17.6%

State accountability information can be accessed at www.mdreportcard.org.

Special Programs

- 21st Century Learning Grant After School Program
- Academic Competitions: Spelling Bees, Battle of the Books, Math Olympiad, Science Fair, Young Authors' Contest,
- Alternative Education Program
- Black Student Achievement Program Liaison
- Book Mobile
- Columbia Association Points Program
- Daily 5 Reading Program (K–2)
- Educational Partnerships
- Evening of Excellence Fair
- Family Nights
- Girls on the Run
- Hispanic Achievement Liaison
- Hispanic Heritage Month and Black History Month
- Hour of Code
- Independent Daily Reading Program, IDR (Grades 3–5)
- Instructional Intervention Team
- Judy Center Grant for families of young children
- Jump Rope and Hoops for Heart
- Maryland Green School
- Mentoring Programs: A OK, Girls First, Rock Climbers boys group
- MSDE Early Childhood Accreditation
- Positive Behavioral Interventions and Supports (PBIS)
- Reading and Math Support Teachers
- Regional Early Childhood Center
- ROCK TV and ROCK Radio
- Safety Patrol program
- Schoolwide DreamBox Learning Online Math Program
- Schoolwide free breakfast program for all students
- Schoolwide Title I Program
- Second Step, Social Emotional Learning Program
- Simulated Congressional Hearing
- Special Days: Career Day, Earth Day, Read Across America Day, Bike to School Day, Unity Day, and Field Day
- STEM Initiatives
- Turkey Trot Annual Run

Accomplishments

2017

- MSDE Accreditation of Early Childhood Programs
- Marissa Gordon, Carson Scholar Nominee
- Farrelle Adotevi, Spelling Bee Representative
- Battle of the Books - 1st Best Team Costume

2016

- PBIS Gold Award (4th year)
- Battle of Books –1st Best Team Costume, 2nd Best Civility, 3rd Best Team Name
- Kiara Williams, Carson Scholar Nominee
- Nadia Walcott, School Representative for HCPSS Spelling Bee (2nd year)
- Jennifer Zinn, Assistant Principal, HCPSS Representative for MSDE Promising Principals Academy
- Maryland Green School Designation
- Seatbelt Awareness Challenge Award
- Special Education Citizens Advisory Committee Award (SECAC) – Several staff members
- Rebecca Salazar, HCPSS Chorus
- Constantino Martzouranis, HCPSS Honors Band

2015

- Ben Carson Scholarship winner
- Ben Carson Scholarship recognition award
- Battle of the Books - Tied First Place Overall, Best Costume, and Team Spirit Award
- SECAC Award – Kathleen McLamb

Educational Partnerships

- A-OK Mentoring-Tutoring, Inc.
- Blessings in a Backpack
- Continental Societies, Inc., Columbia, Maryland Chapter
- Howard County Library, East Columbia Branch
- Owen Brown Community Association
- Smoothie King, Columbia

Dayton Oaks Elementary School

PROFILE

2017-18

4691 Ten Oaks Road • Dayton, MD 21036 • 410-313-1571 • does.hcpss.org/



At Dayton Oaks Elementary School, we are surrounded by "Bubbles of Brilliance." Our students, staff, and parents embrace this theme as we recognize and celebrate the many different ways in which we all contribute to making our school an environment rich with academic excellence.

We are committed to increasing student achievement and to making our school environment a positive place to learn. Our students practice "Delightful Dolphin" behavior as they "DIVE" into learning by being Dependable, Involved and Organized, Very Respectful, and Effortful! The staff embraces meaningful teamwork, sets clear and measurable goals, and monitors data as we strive to assist each child reach his/her fullest potential.

Our students build their literacy and math skills throughout the day in all classes and have the opportunity to use technology as they learn new concepts. We have an active peer to peer mentor program. Our chorus, band, and orchestra provide students with an opportunity to creatively excel, while providing entertainment at various events. The PTA is actively involved in partnering with our school and hosts a recess walking program and a number of after-school activities, as well as cultural arts assemblies during the school day. Families come together to enjoy our annual ice cream social, Fall Festival, community coat, can, and book drives, international night, movie night, bingo night, and other special activities throughout the year. Dayton Oaks Dolphins dive into learning every day!

Nigel LaRoche, Principal
Heather Tracy, Assistant Principal

Fast Facts

Facility opened: 2006

School Capacity: 769

Total Enrollment (PreK-5): 683

Ethnicity

American Indian/Alaskan	0.4%
Asian	23.4%
Black/African American	8.9%
Hawaiian/Pacific Islander	0%
Hispanic/Latino	5.0%
White	57.3%
Two or more races	5.0%

Students Receiving Special Services 2016-17

Free/Reduced Lunch	≤5.0%
Ltd. English Proficient	≤5.0%
Special Education	14.6%
Title I	0 or <10 students

PTA members: 380



Achievement Data

PARCC Assessment Performance Results – Dayton Oaks ES

Performance Level	Mathematics			English Language Arts		
	2017	2016	2015	2017	2016	2015
Level 5: Exceeded expectations	17.1%	16.4%	14.5%	9.1%	8.4%	8.3%
Level 4: Met expectations	55.9%	53.6%	47.4%	58.3%	58.5%	56.5%
Level 3: Approached expectations	18.9%	21.4%	23.1%	19.9%	22.4%	20.7%
Level 2: Partially met expectations	6.0%	6.0%	12.9%	8.8%	7.8%	11.7%
Level 1: Did not meet expectations	<=5	<=5	<=5%	<=5	<=5	<=5%

State accountability information can be accessed at www.mdreportcard.org.

Special Programs

- Regional Early Childhood Program
- Science, Technology, Engineering, Art, Math (STEAM program)
- PBIS participation, 2007–present; Silver Recognition School, 2012
- PTA Walking Program
- Infants and Toddlers Program
- PTA Cultural Arts Programs/Artist in Residence
- PTA After-School Enrichment Programs
- Professional Development School (PDS) – Towson University
- Peer Mentors
- Presentations from NASA & Maryland Historical Trust
- Barnes and Noble Reading Night

Educational Partnerships

- greeNEWit
- Howard County Library, Glenwood Branch
- Junior Achievement of Central Maryland, Inc.
- National Security Agency guest speakers
- New Vision Martial Arts
- Sandy Spring Bank, Clarksville Branch

Accomplishments

School Honors

- Certified Maryland Green School, 2009–present
- Special Education Community Advisory Committee Staff Award, 2006–present
- Recognized by the Maryland State Department of Education for outstanding performance on Maryland School Assessments

Student Honors

- Rube Goldberg Challenge Participants, 2011–present; Third Place Community Favorite, 2017
- Battle of the Books winners and participants
- All County Band student members
- Council of Elders Recognition for Academic Excellence
- All County Chorus student members

Deep Run Elementary School

PROFILE

2017-18

6925 Old Waterloo Road • ElkrIDGE, MD 21075 • 410-313-5000 • dres.hcpss.org/



Deep Run Elementary School is a diverse, inclusive, and nurturing learning community that ensures every student develops the skills, knowledge, and confidence to positively influence our larger community, while preparing for college and career. Every day, our students and staff commit to being engaged, kind, and responsible members of our learning community, leading the way to excellence!

We are proud to serve as the beginning of our students' educational journey toward college and career readiness and we have much to offer our students and families. We are able to offer rigorous instructional opportunities through many programs such as our Regional Early Childhood Center with Multiple Intensive Needs classes for early intervention, Title I services in Grades K-5, Academic Intervention Summer School, and an outstanding Gifted and Talented program. In addition to academics, we emphasize the importance of a positive learning culture through our Positive Behavioral Interventions and Supports (PBIS) model. Our PBIS program teaches children to be engaged, kind and responsible.

Student achievement and engagement is at the heart of every decision we make. Our learning community strives to provide an engaging learning environment that promotes relevant, experiential, and personalized learning for all students. Our staff works diligently to develop each of our student's unique talents and strengths while collaborating to remove barriers to their success and growth. Deep Run ensures academic success and social-emotional well being for each student by celebrating our diversity, setting high expectations, and ensuring equitable access and opportunities for all learners

Our PTA is a collaborative partner that supports our school mission and goals. There are many opportunities for parents to join school committees, volunteer, serve as our Hero of the Day, and participate in family-focused activities. Welcome to our warm and caring school!

Denise Lancaster, Principal
Dan Notari, Assistant Principal
Sophia Quirk, Assistant Principal

Fast Facts

Facility opened - 1990

Additions/Renovations
1998 (A), 2009 (R/A), 2016 (R/A)

School Capacity: 750
(This does not include additional capacity provided by a portable classroom.)

Total Enrollment (PreK-5): 837

Ethnicity

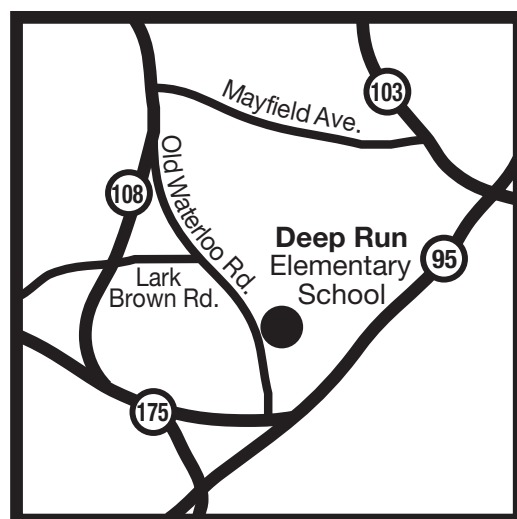
American Indian/Alaskan	0.4%
Asian	15.9%
Black/African American	14.7%
Hawaiian/Pacific Islander	0%
Hispanic/Latino	39.2%
White	24.7%
Two or more races	5.1%

Students Receiving Special Services 2016-17

Free/Reduced Lunch	51.8%
Ltd. English Proficient	21.5%
Special Education	12.2%
Title I	≥95%

PTA members:

205 families, 89 staff members



Achievement Data

PARCC Assessment Performance Results – DRES

Performance Level	Mathematics			English Language Arts		
	2017	2016	2015	2017	2016	2015
Level 5: Exceeded expectations	8.9%	5.2%	5.8%	<=5	<=5	6.2%
Level 4: Met expectations	27.9%	34.1%	30.6%	37.5%	29.0%	37.6%
Level 3: Approached expectations	28.1%	28.3%	28.2%	27.5%	29.0%	21.4%
Level 2: Partially met expectations	24.5%	22.7%	26.5%	21.6%	25.4%	19.3%
Level 1: Did not meet expectations	10.6%	9.6%	8.8%	12.0%	14.2%	15.5%

State accountability information can be accessed at www.mdreportcard.org.

Special Programs

- AAA Safety Patrol
- Academic Life Skills Classes for Grades 1–5
- Academic Intervention Summer School Program
- Book Mobile
- Building Connections: After School Tutoring Program
- Alternative Education Program
- Bebras® Computing Challenge Participation
- Classroom Focused Improvement Process (CFIP)
- Comprehensive PTA Cultural Arts Program
- Days of Taste Farm to Table Program in 4th grade
- Designing Quality Inclusive Education Grant
- Dreambox Learning Online Math Program
- Family Involvement Contact
- Hero of the Day Community Outreach Program
- Hispanic Achievement Liaison
- Hour of Code Participants, K–5
- How Girls Code and Google CS First After-School Programs
- Howard Co. Recreation and Parks Before/After School Program
- Instructional Intervention Team
- International Night
- Howard County Library programs: Battle of the Books, Rube Goldberg Challenge, Spelling Bee, Bumble Bee
- Long Reach HS Intern Partnership
- Math Olympiads
- Mobile Maryland Agriculture Lab, 2016, 2017
- Positive Behavioral Interventions and Supports (PBIS) Program
- Professional Development School Partnership with University of Maryland
- PTA Sponsored After-School Programs: art, science, chess, sports
- Ready at Five Learning Parties
- Reading Recovery® - one-on-one reading intervention for first-graders
- Reading and Math Support Teachers provide ongoing professional learning for staff
- Parent programs focused on reading, math and social emotional supports, provided in English and Spanish
- Recycling Team
- Regional Early Childhood Center
- Schoolwide Title I Program
- Simulated Congressional Hearings – Fifth Grade Students
- Student Government Association
- Telehealth Services
- Title I Resource Teachers and Differentiated Staff Focusing on Reading and Math Instruction
- FIT Family Night
- Change Matters to support county Grassroots shelter

Accomplishments

- Ranked as one of the best public elementary schools in Maryland, and received an overall grade of A and an A+ for Diversity, by Niche.com, an education and community analysis firm, 2014–present
- Student recognition for MSA scores by the Council of Elders of the Black Community of Howard County, 2013–17
- Howard County Children's Lyric Chorus Participation, 2015
- Howard County Children's Cantus Choir Participation, 2015
- 2014–2015 HCPSS Elementary School Counselor of the Year, Carolyn Wohnsigl
- Designing Quality Inclusive Education Grant, 2016, 2017
- PBIS Gold Exemplar School, 2009–present
- Title II Professional Development Grant, 2013–present
- MSDE 21st Century/Building Bridges Grant, 2013–16
- Maryland Green School Certification, 2010–present
- Girls on The Run, 2013–present
- Boosterthon Fun Run, 2015, 2017
- HCPSS Unheard Perspectives 2016, 2017
- Three Nationally Board Certified Teachers
- Cultural Proficiency I Cadre, 2016, 2017
- Hoops for Heart, 2014–present
- 60+ Students participating in Countywide Art Shows and Walters Art Museum, 2014–Present
- Cornell University Lab of Ornithology Habitat Connections Curriculum Recipient, 2015
- Howard County Reading Council Young Author's Contest Participant, 2014–present
- Howard County GT and Honor Band Participation, 2015–present

Educational Partnerships:

- Grassroots Crisis Intervention Center, Inc.
- greeNEWit
- Howard County Library, Elkridge Branch
- Howard County Police Department
- HowGirlsCode
- Jersey Mike's Subs, Columbia
- Victory Martial Arts
- FIT2Order

Ducketts Lane Elementary School

PROFILE

2017-18

6501 Ducketts Lane • Elkridge, MD 21075 • 410-313-5050 • dles.hcpss.org/



The tradition of excellence, creativity, and caring is in place at our school. We support the school system's mission of ensuring the academic success and social emotional well-being of all students in an inclusive and caring environment. At Ducketts Lane, we ensure access and equity for all students, deliver high quality rigorous instruction, and provide interventions and differentiated supports.

Collaborative team planning is a key factor in providing differentiated instruction for students. Ducketts Lane students are engaged, 21st century learners who strive daily to demonstrate their DLES best. Explicit lessons are taught throughout the year that highlight students' efforts and strengths.

The partnership between home and school allows us to meet the challenge of helping students achieve at high levels. Family involvement is encouraged through volunteering in the classroom, serving on the PTA, or attending functions such as Language Arts/Math Night, Movie Night, Book Fair, Ice Cream Socials or the PTA Spring/Fall family events. Students are excited to bring their family to school to enjoy special activities. The support of Ducketts Lane staff members makes these events even more meaningful for families.

As we continue to grow, our 100+ staff members instruct 891 students who speak over 30 languages. We are proud of the progress of all of our students and the commitment to learning shown by staff and families.

Heidi Balter, Principal
Courtney Madden, Assistant Principal
Ivye Pazornik, Assistant Principal

Fast Facts

Facility opened: 2013

School Capacity: 770
(This does not include additional capacity provided by 9 portable classrooms.)

Total Enrollment (K-5): 891

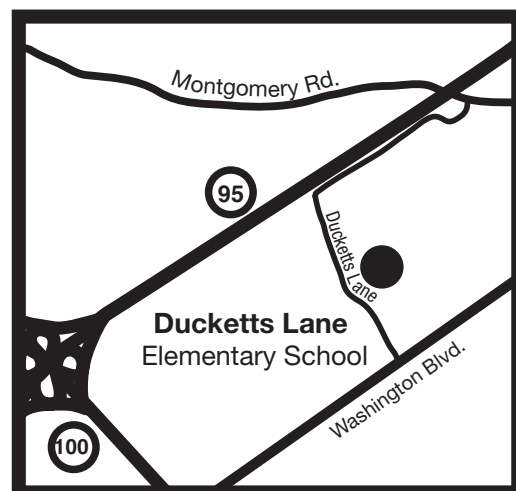
Ethnicity

American Indian/Alaskan	0.5%
Asian	18.0%
Black/African American	38.7%
Hawaiian/Pacific Islander	0.1%
Hispanic/Latino	16.7%
White	21.6%
Two or more races	4.5%

Students Receiving Special Services 2016-17

Free/Reduced Lunch	39.3%
Ltd. English Proficient	15.7%
Special Education	8.9%
Title I	0 or <10 students

PTA members: 240



Achievement Data

PARCC Assessment Performance Results – CLES

Performance Level	Mathematics			English Language Arts		
	2017	2016	2015	2017	2016	2015
Level 5: Exceeded expectations	<=5	5.4%	<=5%	<=5	<=5	<=5%
Level 4: Met expectations	38.0%	31.8%	26.7%	42.4%	39.2%	35.3%
Level 3: Approached expectations	28.6%	33.8%	27.0%	25.8%	27.3%	29.8%
Level 2: Partially met expectations	20.0%	18.0%	28.3%	16.6%	19.3%	20.5%
Level 1: Did not meet expectations	8.6%	11.0%	15.1%	10.9%	11.9%	10.9%

State accountability information can be accessed at www.mdreportcard.org.

Accomplishments

- Constructed in 2013 as a Gold LEED Certified School
- 2015 Joseph R. Bailer Award from McDaniel College
- 2015 GT Education Teacher Recognition Award
- 2015 Maryland State Department of Education Parent Involvement Matters Award
- 2015 HCPSS Language Teacher of the Year Finalist
- 2015 Arts for Learning School Leadership Award
- 2016 Maryland Green School Award
- 2016 PBIS Silver Award

Special Programs

World Language

Ducketts Lane offers World Language (Spanish) instruction for 30 minutes every day of the school year to students in Grades K–5.

Instructional Technology

Technology is integrated throughout the Ducketts Lane Elementary School instructional program. Every classroom is outfitted with an Epson Brightlink Interactive Projector. This technology allows teachers to easily incorporate multimedia elements, such as videos and interactive demonstrations, into their lessons. Students with different learning styles can interact with the whiteboard, and collaborate and learn from one another. The technology helps to create the engaging learning environment that makes our school unique.

Departmentalization

At Ducketts Lane, students in Grades 3 through 5 learn the curriculum in a departmentalized structure. Students learn content from teachers who are more focused on fewer content areas, and they also benefit from the collective knowledge of multiple teachers. This enables students to be grouped and re-grouped according to skill level more seamlessly. Departmentalization enables teachers to focus on great instruction within fewer content areas.

Language Arts/Social Studies comprises one two-hour block; Mathematics/Science comprises the other two-hour block, with one hour and 15 minutes per day allotted to Mathematics instruction and the remainder allotted to Science instruction. Teachers integrate content whenever possible.

Other Special Programs:

- Alternative Education
- Artist in Residency Programs
- Battle of the Books
- Choirchime Ensemble – Grade 5
- Chorus - Grades 4 and 5
- Emerging Young Leaders - A Youth Enrichment Program of Alpha Kappa Alpha Sorority, Inc. - Grade 5
- Girls on the Run
- Junior Achievers - Grades 4 and 5
- Jump Rope for Heart
- No Bullying Awareness
- Parenting Workshops
- Peer Helpers
- Reading Recovery
- Simulated Congressional Hearings - Fifth Grade
- Student Art Exhibits

Educational Partnerships

- Alpha Kappa Alpha Sorority, Inc., Iota Lambda Omega Chapter
- Chick-fil-A, Arundel Mills Circle
- Green Valley Marketplace
- Howard County Library, ElkrIDGE Branch
- Okinawan Karate Dojo

Elkridge Elementary School

PROFILE

2017-18

7075 Montgomery Road • Elkridge, MD 21075 • 410-313-5006 • ees.hcpss.org/



Elkridge strives for excellence in teaching and learning by providing a strong academic program, ongoing recognition of student progress, interesting extracurricular activities, community involvement, and a safe, orderly school environment.

Our strong academic program is guided by our School Improvement Team. Learning outcomes emphasize critical thinking skills as well as content mastery. We celebrate students' progress. Students who are "on track to ELKcellence" for being safe, responsible, and respectful are rewarded every week with Track Star Medals.

This year we have added quarterly award ceremonies at the end of each quarter. These ceremonies are held to recognize honor roll students and students who have earned special awards throughout the marking period.

Student needs and interests are met through Gifted and Talented programs, ESOL (English for Speakers of Other Languages), and Special Education services. Related arts programs include art, general music, media, physical education, and technology.

Our celebrated traditions include our the annual October parade, Grandparents and Special Persons Day, The Turkey Trot, concerts and musicals. In addition our Holiday Sing Along is a highlight of the 2nd quarter.

Our school is linked closely to the community. We have an active PTA and strong parent volunteer network. We invite you to visit our school calendar for upcoming events.

Michael Caldwell, Principal
Nancy H. Richardson, Assistant Principal
Kristian Rutledge, Assistant Principal

Fast Facts

Facility opened: 1992

Additions/Renovations
1998 (R), 2009 (A)

School Capacity: 760
(This does not include additional capacity provided by 4 portable classrooms.)

Total Enrollment (K-5): 919

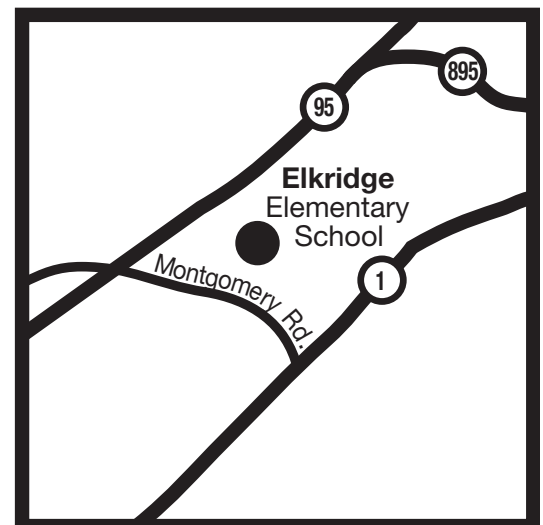
Ethnicity

American Indian/Alaskan	0.1%
Asian	15.1%
Black/African American	26.8%
Hawaiian/Pacific Islander	0.4%
Hispanic/Latino	8.2%
White	43.9%
Two or more races	5.6%

Students Receiving Special Services 2016-17

Free/Reduced Lunch	27.1%
Ltd. English Proficient	≤5.0%
Special Education	9.8%
Title I	0 or <10 students

PTA members: 225



Achievement Data

PARCC Assessment Performance Results – Elkridge ES

Performance Level	Mathematics			English Language Arts		
	2017	2016	2015	2017	2016	2015
Level 5: Exceeded expectations	5.8%	5.3%	<=5%	<=5	<=5	5.2%
Level 4: Met expectations	31.5%	34.6%	30.5%	40.5%	42.8%	40.6%
Level 3: Approached expectations	31.2%	34.1%	31.5%	25.8%	24.8%	25.1%
Level 2: Partially met expectations	20.3%	18.2%	22.9%	17.9%	19.5%	17.7%
Level 1: Did not meet expectations	11.2%	7.8%	12.6%	11.9%	9.4%	11.3%

State accountability information can be accessed at www.mdreportcard.org.

Educational Partnerships

- Elkridge Furnace Inn
- Green Valley Marketplace
- Howard County Library, Elkridge Branch

Special Programs

- 123 Magic Program
- After School PTA-Sponsored Programs: Art, LEGOS, Science
- Alternative Education Program
- Daily 5 Reading Program (K-2)
- Elkster 5K
- Family Fit Night
- Family Math and Reading Nights
- Field Day
- Gifted and Talented Program
- Girls on the Run Program
- Honor Roll
- Hour of Code
- Howard County Battle of the Books
- Howard County Library Rube Goldberg Challenge
- Howard County Library Spelling Bee
- Howard County Library Summer Reading Program
- Howard County Reading Council Young Author's Contest
- Howard County Recreation and Parks After School Activities
- Howard County Solo and Ensemble Festival
- HowGirlsCode After School Program
- Instructional Intervention Team
- National Math Olympiads (GT)
- Parent Workshops
- PBIS (Positive Behavioral Interventions and Supports) program
- Peer Helpers
- Pre-Kindergarten
- Professional Development School with University of MD
- PTA Cultural Arts Programs
- PTA International Night
- PTA Restaurant Nights
- PTA Yearbook
- Reading Recovery
- Second Step Program
- Simulated Congressional Hearing
- Spirit Days
- Talent Show
- Turkey Trot

Forest Ridge Elementary School

PROFILE

2017-18

9550 Gorman Road • Laurel, MD 20723 • 410-880-5950 • fres.hcpss.org/



Forest Ridge Elementary School (FRES) is a school built on rich history and diversity. FRES was built on rural land in 1992, opening its doors to 550 students and 56 staff members. Our school has grown over the past 24 years in both population and diversity. FRES is currently home to 90+ staff members who instruct 710+ students who speak 28 languages.

We continue to embrace actions that support our vision and mission in that "We believe that every student should be empowered to be a purposeful lifelong learner. We will teach, nurture, and encourage all students to contribute positively in our diverse community and world."

Our staff is committed to providing exemplary instruction and supports for all students, ensuring that students are engaged in their learning and are receiving rigorous instruction every day. FRES embraces collaborating with its community. Staff and community can be found volunteering their time after school to support a wide variety of initiatives. Our PTA and families energetically support school efforts. The doors of Forest Ridge are always open to new learning opportunities that enhance the richness of our diverse cultural blend of students.

Forest Ridge Elementary — a unique, enriched learning community — a Laurel Gem!

Genée A. Varlack, Ed.D., Principal
Danielle Shanks, Assistant Principal

Fast Facts

Facility opened: 1992

Additions/Renovations: 2001/2 (R)/(A),
2009 (A)

School Capacity: 713
(This does not include additional capacity provided by 5 portable classrooms.)

Total Enrollment (K-5): 693

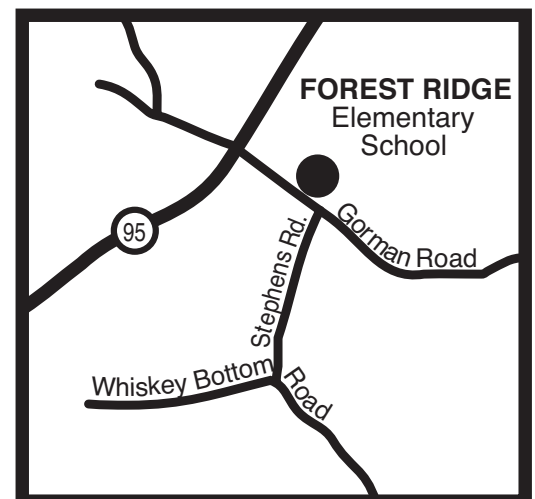
Ethnicity

American Indian/Alaskan	0.3%
Asian	25.3%
Black/African American	31.2%
Hawaiian/Pacific Islander	0.3%
Hispanic/Latino	13.7%
White	21.8%
Two or more races	7.5%

Students Receiving Special Services 2016-17

Free/Reduced Lunch	29.6%
Ltd. English Proficient	10.0%
Special Education	7.0%
Title I	0 or <10 students

PTA members: 315



Achievement Data

PARCC Assessment Performance Results – Forest Ridge ES

Performance Level	Mathematics			English Language Arts		
	2017	2016	2015	2017	2016	2015
Level 5: Exceeded expectations	11.5%	5.6%	<=5%	<=5	<=5	<=5%
Level 4: Met expectations	32.3%	36.9%	26.7%	38.6%	33.9%	33.4%
Level 3: Approached expectations	33.4%	24.7%	30.2%	28.8%	31.0%	29.1%
Level 2: Partially met expectations	16.4%	25.5%	27.6%	21.0%	21.4%	23.3%
Level 1: Did not meet expectations	6.3%	7.4%	10.8%	8.1%	11.6%	11.0%

State accountability information can be accessed at www.mdreportcard.org.

Special Programs

- STEM (Science, Technology, Engineering, Mathematics) Seminars
- Engineering Challenge, Rube Goldberg Contest
- School Science Fair
- Student Leaders – Grades 2–5
- iWalk/iRun 5K Technology Community Fundraisers
- Horizon Foundation Grant Sponsored “Girls on the Run” Program
- Big Buddy, Little Buddy Mentoring Program
- Simulated Congressional Hearings – Fifth Grade Students
- Battle of the Books sponsored by the Howard County Library
- Parent Evening Workshops
- Professional Development School with Towson University
- Variety of PTA Sponsored After School Programs

Accomplishments

- Named a PBIS (Positive Behavioral Interventions and Supports) Exemplary School - "Gold," 2011–17
- Received Healthy Howard School, 2015 Platinum Award; 2014 Gold Award; 2013 Silver Award
- Re-certified as a Maryland Green School, 2017
- Rube Goldberg Challenge, 2017
- Bright Minds Grant Winner, for desk cycles to be used in classrooms 2015
- Erica Murray, 2015 Howard County Art Teacher of the Year, Maryland Art Education Association

Educational Partnerships :

- A-OK Mentoring-Tutoring, Inc.
- Chick-fil-A, Johns Hopkins Road
- Howard County Library, Savage Branch & STEM Education Center
- Howard County MultiService Center
- Le'Chic Academy Foundation
- Mathnasium
- Mother Nature's

Fulton Elementary School

PROFILE

2017-18

11600 Scaggsville Road • Fulton, MD 20759 • 410-880-5957 • fes.hcpss.org/



Fulton Elementary School celebrates a long-standing tradition of academic excellence. Partnering with students, staff, families and the community, we cultivate a vibrant and highly effective learning environment for all our students. We support the social emotional well-being of all students in an inclusive, caring environment where diversity is highly valued.

Our commitment to providing a rich and rigorous education for our students is evident as you walk through the halls of Fulton Elementary School. Along with our strong K-5 program, our students receive high quality instruction in art, music, physical education, media and technology. We are home to a regional special education program for students with emotional disabilities and other behavior-related disorders. Fulton has a strong inclusive partnership with the Cedar Lane School. The art and music team members at both schools provide rich inclusion experiences for students at Cedar Lane School and Fulton Elementary School. Our inclusive culture strongly models care and respect for one another.

A crucial component in the success of our school is the tremendous involvement of our PTA and community. Our PTA strongly supports the success of our students and the efforts of our staff. Our community responds generously in partnership and together we make Fulton Elementary School a great place to learn and grow!

We are proud to fully engage in the educational process with our students and their families and we work collaboratively to develop a sound, rigorous educational program we are proud of.

Sharon Lewandowski, Principal
Tanisha Burks, Assistant Principal
Molly Caroland, Assistant Principal

Fast Facts

Facility opened: 1997

Additions/Renovations
2003 (A)(R), 2006 (A)

School Capacity: 826
(This does not include additional capacity provided by a portable classroom.)

Total Enrollment (K-5): 878

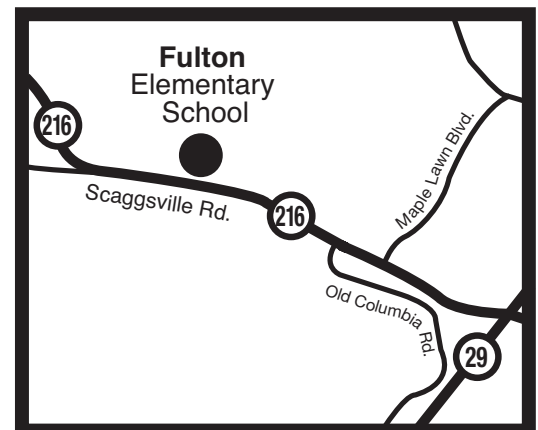
Ethnicity

American Indian/Alaskan	0%
Asian	30.2%
Black/African American	13.0%
Hawaiian/Pacific Islander	0.2%
Hispanic/Latino	3.4%
White	44.7%
Two or more races	8.5%

Students Receiving Special Services 2016-17

Free/Reduced Lunch	≤5.0%
Ltd. English Proficient	5.3%
Special Education	7.3%
Title I	0 or <10 students

PTA members: 400



Achievement Data

PARCC Assessment Performance Results – FES

Performance Level	Mathematics			English Language Arts		
	2017	2016	2015	2017	2016	2015
Level 5: Exceeded expectations	14.6%	18.7%	10.3%	10.1%	11.0%	8.1%
Level 4: Met expectations	54.7%	50.5%	50.6%	58.4%	56.6%	56.7%
Level 3: Approached expectations	20.4%	18.2%	20.4%	22.0%	20.0%	21.2%
Level 2: Partially met expectations	8.2%	10.2%	15.4%	6.9%	7.7%	10.1%
Level 1: Did not meet expectations	<=5	<=5	<=5%	<=5	<=5	<=5%

State accountability information can be accessed at www.mdreportcard.org.

Special Programs

- Regional Program for Emotional and Other Behavioral Related Disorders
- Classroom Focused Improvement Process
- Girls on the Run
- Howard County Library Battle of the Books
- Howard County Spelling Bee
- Inclusive Education Partner with Cedar Lane School (since 2010)
- Instructional Intervention Team
- Jump Rope for Heart
- Positive Behavioral Interventions and Support (PBIS)
- Student Banking Program
- Science, Technology, Engineering, Math (STEM Program)
- AAA Safety Patrol Program
- BSAP Evening of Excellence
- Family Fit Night
- Field Day
- Hour of Code
- Howard County Library Rube Goldberg Engineering Challenge
- PTA sponsored International Night

Educational Partnerships:

- Howard County Library, Central Branch
- Maple Lawn Business Association
- Okinawan Karate Dojo

Accomplishments

2017–18

- Inclusive Education Partner with Cedar Lane School
- Battle of the Books, 10 Award Winning Teams
- Positive Behavior Interventions and Supports (PBIS) Gold Award
- Staff members recognized by Howard County Special Education Community Advisory Committee
- Howard County Children's (GT) Chorus Participants
- Howard County GT Orchestra Participants
- Howard County GT Band Participants
- 2 Nationally Board Certified Teachers
- Teacher of the Year Nominee

2016–17

- Inclusive Education Partner with Cedar Lane School
- Designing Quality Inclusive Education Grant
- Battle of the Books, First Place Team
- Positive Behavior Interventions and Supports (PBIS) Bronze Award
- Howard County Children's (GT) Chorus Participants
- Howard County GT Orchestra Participants
- Howard County GT Band Participants
- 2 Nationally Board Certified Teachers
- 4 Staff members recognized by Howard County Special Education Community Advisory Committee

Gorman Crossing Elementary School

PROFILE

2017-18

9999 Winter Sun Road • Laurel, MD 20723 • 410-880-5900 • gces.hcpss.org/



Welcome to Gorman Crossing! This school year, we have a total enrollment of 856 students in grades PreK through five, and we expect to see the population grow for the next few years.

Our student's needs and interests are met through Gifted and Talented programs, ESOL (English for Speakers of Other Languages), and Special Education services provided at each grade level. All students have the opportunity to participate in our flourishing Related Arts programs that include Chorus, Band, Strings, Art, and Physical Education. At Gorman Crossing, there is a place for every student to shine!

Over the past 20 years, Gorman Crossing Elementary has developed a strong collaborative relationship between students, parents and staff. It is our belief that we must maintain a partnership among all parties to enable all students to reach their fullest potential. We work with our PTA to host Family Nights, wellness activities, and cultural arts events. Our community works together to develop a sound educational program that encourages academic progress.

Gorman Crossing embraces the vision of HCPSS. Here every student and staff member embraces diversity and possesses the skills, knowledge and confidence to positively influence the larger community.

Deborah Holmes, Principal
Gillian Spivey, Assistant Principal

Fast Facts

Facility opened: 1998

Additions/Renovations: 2007 (R/A),
2013 (A)

School Capacity: 735
(This does not include additional capacity provided by 2 portable classrooms.)

Total Enrollment (PreK-5): 848

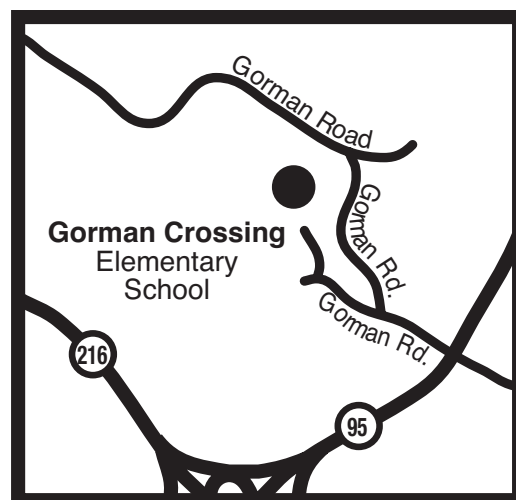
Ethnicity

American Indian/Alaskan	0.2%
Asian	26.8%
Black/African American	31.7%
Hawaiian/Pacific Islander	0%
Hispanic/Latino	13.1%
White	20.9%
Two or more races	7.3%

Students Receiving Special Services 2016-17

Free/Reduced Lunch	19.7%
Ltd. English Proficient	6.4%
Special Education	11.7%
Title I	0 or <10 students

PTA members: 300



Achievement Data

PARCC Assessment Performance Results – Gorman Crossing ES

Performance Level	Mathematics			English Language Arts		
	2017	2016	2015	2017	2016	2015
Level 5: Exceeded expectations	19.2%	15.1%	10.3%	6.5%	5.4%	5.8%
Level 4: Met expectations	39.8%	44.0%	43.3%	52.3%	46.3%	46.6%
Level 3: Approached expectations	24.9%	26.1%	26.9%	24.4%	31.1%	22.8%
Level 2: Partially met expectations	10.7%	11.0%	12.5%	8.5%	10.5%	13.5%
Level 1: Did not meet expectations	5.4%	<=5	7.1%	8.2%	6.7%	11.3%

State accountability information can be accessed at www.mdreportcard.org.

Special Programs

- Regional Early Childhood Center
- Multiple Intense Needs Classes for Toddlers and Preschoolers
- Academic Life Skills Classes for Grades 1–5
- Hour of Code
- Howard County Library Battle of the Books
- Howard County Library Rube Goldberg Engineering Challenge
- PTA After School Enrichment Programs
- PTA Cultural Arts Program
- PTA Restaurant Nights
- Safety Patrol
- Simulated Congressional Hearing
- Turkey Trot
- Yearbook

Educational Partnerships

- Chick-fil-A, Johns Hopkins Road
- Gailes' Violin Shop, Inc.
- Howard County Library, Savage Branch & STEM Education Center
- Howard County Multi-Service Center
- National Security Agency

Accomplishments

- PBIS (Positive Behavioral Interventions and Supports) School, since 2010
- Maryland Silver Recognition Award for implementation of PBIS, 2013, 2015
- After-School STEM (Science, Technology, Engineering and Mathematics) Club, 2010–present
- Family Fit Night, 2016
- Safety Patrol, 2013–present
- Battle of the Books Teams (Grade 5), 2008–present
- Math Night For Families. 2009–present
- Howard County Enrichment and Honor Ensembles for band, chorus and orchestra, 1998 to present
- Simulated Congressional Hearing, 2008–present
- Reading Mentors, 2009–present
- Healthy Howard Awards, 2013–2015
- Gorman Gurus, 2015–Present

Mission Statement

At Gorman Crossing, we cultivate a vibrant learning community that prepares students to thrive in a dynamic world.

Guilford Elementary School

PROFILE

2017-18

7335 Oakland Mills Road • Columbia, MD 21046 • 410-880-5930 • ges.hcpss.org/



Guilford Elementary...EXCELLENCE in ACTION!

Engage • Collaborate • Persevere

Our staff are dedicated to excellence for all students by ensuring they:

- Are **Engaged** in learning.
- **Persevere** when learning.
- **Collaborate** among their peers.

Guilford Elementary staff members are active learners and spend time each week engaged in professional learning facilitated by our Reading and/or Math Resource staff. These collaborative sessions allow our staff to learn and implement the latest research-based strategies and techniques. Our staff realizes the importance of becoming "facilitators of learning." They pose open-ended questions for students to consider and allow them time to collaborate with others to formulate answers and possible solutions to these questions. Students are encouraged to share their thinking, make connections, and support their ideas with information they have learned.

Guilford students are expected to take ownership of their learning and to be actively engaged in each lesson. By focusing on engagement during lessons, teachers plan and implement tasks that require students to be invested, thoughtful and reflective. They use what they know as they synthesize information and opinions shared during class. Our students are asked to actively listen to the ideas of their peers as well as critique their thinking.

As a school, we understand that this type of deep, higher level thinking is not always easy and we encourage students to persevere. Finding opportunities to celebrate our students' successes and recognizing their accomplishments are key elements of our schoolwide success.

Jonathan Davis, Principal
Connie Stahler, Assistant Principal

Fast Facts

Facility opened: 1954

Additions/Renovations

1959 (A), 1982 (R/A), 1986 (A), 1989, 2006 (R)

School Capacity: 465

(This does not include additional capacity provided by 5 portable classrooms.)

Total Enrollment (PreK-5): 450

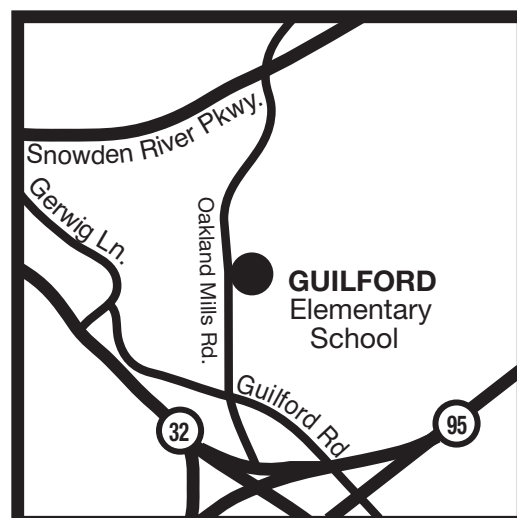
Ethnicity

American Indian/Alaskan	0.2%
Asian	15.6%
Black/African American	50.0%
Hawaiian/Pacific Islander	0%
Hispanic/Latino	13.6%
White	15.8%
Two or more races	4.9%

Students Receiving Special Services 2016-17

Free/Reduced Lunch	48.5%
Ltd. English Proficient	7.0%
Special Education	5.9%
Title I	≥95.0%

PTA members: 225



Achievement Data

PARCC Assessment Performance Results – Guilford ES

Performance Level	Mathematics			English Language Arts		
	2017	2016	2015	2017	2016	2015
Level 5: Exceeded expectations	6.8%	<=5	<=5%	<=5	<=5	<=5%
Level 4: Met expectations	29.4%	31.7%	22.1%	28.5%	29.2%	27.7%
Level 3: Approached expectations	29.0%	33.9%	26.8%	30.8%	31.0%	26.4%
Level 2: Partially met expectations	24.9%	22.0%	35.5%	25.8%	22.1%	28.6%
Level 1: Did not meet expectations	10.0%	7.5%	13.0%	11.8%	13.3%	14.7%

State accountability information can be accessed at www.mdreportcard.org.

Accomplishments

- Maryland Green School Certified
- PBIS (Positive Behavioral Interventions and Supports) Gold Ribbon, 2010–Present
- Donated \$5,500 to the American Heart Association through our Jump Rope for Heart schoolwide campaign Fall 2017
- Donated \$2,000 to the Leukemia Association through our Pennies for Patients schoolwide campaign Spring 2017
- Medalist 2016 Unheard Perspective: Gold, Silver, and Bronze

Special Programs

- AAA Safety Patrol
- Academic Life Skills Classes
- BRIDGES 21st Century Community Learning Center: after-school program to enhance student achievement and provide enrichment
- Black Student Achievement Academic Liaison
- Girls on the Run Program
- Howard County Spelling Bee participants each year
- MESA (Math Engineering and Science Achievement) Program
- Omega Psi Phi Mentoring Program for males
- Over a third of Guilford Elementary students participate in instrumental music programming
- Professional Development School: UMBC
- Schoolwide Free Breakfast Program
- Title I schoolwide program

Educational Partnerships

- A-OK Mentoring-Tutoring, Inc.
- Alpha Kappa Alpha Sorority, Inc., Iota Lambda Omega Chapter
- Asbury United Methodist Church – Jessup
- Columbia (MD) Alumnae Chapter, Delta Sigma Theta Sorority Inc.
- First Baptist Church of Guilford
- Howard Community College, Center for Service Learning
- Howard County Library, East Columbia Branch
- Marathon Kids
- Omega Psi Phi Fraternity, Tau Pi Chapter

Hammond Elementary School

PROFILE

2017-18

8110 Aladdin Drive • Laurel, MD 20723 • 410-880-5890 • hes.hcpss.org/



Hammond Elementary School is home to over 600 students who are striving to become college and career ready! Our staff is committed to providing a safe and nurturing learning environment that fosters individual success through academic excellence and an appreciation of diversity.

Our school integrates instruction with kindergarten and first grade students remaining with their teachers throughout the day, and second through fifth grade students participating in a departmentalized model. Staff maximizes instructional time with multi-level student groups that aim to provide acceleration opportunities for all students. Hammond staff believes in promoting a growth mindset in both students and staff in order to support a culture of continual improvement within all aspects of the school day. Our praise of students focuses on the processes (effort, work ethic, and persistence) rather than the final outcome or result. Our professional learning as a staff targets strategies for increasing opportunities for student led learning, thus incorporating Student Voice in multiple ways throughout their educational program.

Our PTA is an essential partnership that consistently supports our students and staff. Our PTA sponsors many events, such as Family Restaurant Nights, the Annual Fall Festival, Family FIT Night, the HES Talent Show, and Multicultural Night, just to name a few.

Kimberlyn Pratesi, Principal
Lisa Ciarapica, Assistant Principal

Fast Facts

Facility opened: 1971

Additions/Renovations

1989 (R/A), 1997 (A), 2007 (R), 2011 (R/A)

School Capacity: 653

(This does not include additional capacity provided by a portable classroom.)

Total Enrollment (K-5): 651

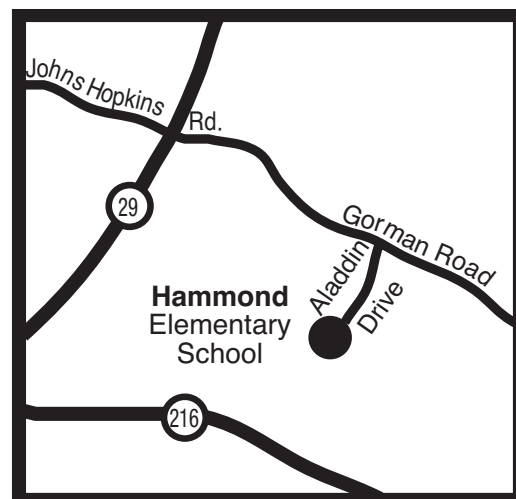
Ethnicity

American Indian/Alaskan	0.3%
Asian	13.7%
Black/African American	29.8%
Hawaiian/Pacific Islander	0.2%
Hispanic/Latino	10.9%
White	37.5%
Two or more races	7.7%

Students Receiving Special Services 2016-17

Free/Reduced Lunch	21.8%
Ltd. English Proficient	5.7%
Special Education	8.7%
Title I	0 or <10 students

PTA members: 410



Achievement Data

PARCC Assessment Performance Results – HES

Performance Level	Mathematics			English Language Arts		
	2017	2016	2015	2017	2016	2015
Level 5: Exceeded expectations	15.0%	13.9%	10.9%	8.0%	11.5%	11.6%
Level 4: Met expectations	43.3%	41.8%	39.7%	47.1%	38.2%	44.2%
Level 3: Approached expectations	24.8%	24.7%	25.0%	24.2%	26.4%	24.8%
Level 2: Partially met expectations	11.1%	11.7%	18.9%	12.1%	12.1%	11.6%
Level 1: Did not meet expectations	5.7%	7.9%	5.4%	8.6%	11.8%	7.7%

State accountability information can be accessed at www.mdreportcard.org.

Accomplishments

2017

- Silver PBIS Award – Positive Behavioral Interventions and Supports
- Six participating teams in the Howard County Battle of the Books Competition
- LARS Food Drive
- Green School
- Raised over \$2,109.22 (Pennies for Patients) The Leukemia and Lymphoma Society
- Raised over \$14,000 (Jump Rope for Heart) American Heart Association
- Two participating teams in the DC Metro Rubik's Cube Team Challenge

2016

- Gold PBIS Award – Positive Behavioral Interventions and Supports
- Six participating teams in the Howard County Battle of the Books Competition
- LARS Food Drive
- Green School
- Raised over \$3,820 (Pennies for Patients) The Leukemia and Lymphoma Society
- Ben Carson Scholarship Award Recipient
- Gallup Employee Survey Results amongst top in HCPSS

2015

- Gold PBIS Award – Positive Behavioral Interventions and Supports
- Eight participating teams in the Howard County Battle of the Books Competition
- Raised over \$16,000 (Jump Rope for Heart) American Heart Association
- LARS Food Drive
- Green School
- Raised over \$2,200 (Pennies for Patients) The Leukemia and Lymphoma Society

Special Programs

- AAA Safety Patrol
- Alpha Achievers
- Battle of the Books
- BSAP Evening of Excellence
- Fall Fun Run
- Family Fit Night
- Field Day
- Green Team
- Literacy and Math Night
- Mindset in the Classroom
- PBIS (Positive Behavioral Interventions and Supports)
- PTA Cultural Arts Programs
- PTA Restaurant Nights
- PTA Talent Show
- Recycling Team
- STEM and Enrichment Fair
- Simulated Congressional Hearing
- Spirit Days
- Vocal Music/Band/Instrumental Concerts

Educational Partnerships

- A-OK Mentoring-Tutoring, Inc.
- greeNEWit
- Howard County Library, Savage Branch & STEM Education Center
- Subway, Guilford Road
- Trout Unlimited, Trout in the Classroom

Hollifield Station Elementary School

PROFILE

2017-18

8701 Stonehouse Drive • Ellicott City, MD 21043 • 410-313-2550 • hses.hcps.org/



Hollifield Station Elementary has a reputation for excellence that students, staff and community members work hard to maintain through collaboration and highly effective instruction. Our staff supports emotional, physical, social and academic development to ensure all children are on a path to college and career readiness. We work diligently to develop and maintain positive relationships with all students and their families in a nurturing learning environment.

Our reading and math specialists work alongside teachers to ensure rigorous learning experiences for all students. Staff members work to support parents in understanding college and career readiness standards and how to provide support at home.

Students at Hollifield Station enjoy participating in many artistic activities. Our arts department engages students in a variety of high performing musical ensembles, the visual arts, and other opportunities where students develop their artistic skills.

The HSES Parent Teacher Association provides many activities for families and supports our school in a variety of ways. Students benefit from many PTA instructional assemblies, as well as COMMUNITY Nights, Movie Nights, and the Boosterthon Fun Run.

Hollifield Station has successfully participated in a long-standing partnership with Towson University alongside Waverly Elementary and St. John's Lane Elementary. Many classrooms include teaching interns, who increase both adult and student learning throughout the school. Being a Professional Development School (PDS) allows us to provide rich learning experiences for all teachers throughout each school year.

Mission and Vision of Hollifield Station Elementary School

Our mission is to promote academic excellence through interdisciplinary, project based learning while fostering respect for diversity, responsibility for each other and our environment, and readiness to meet the needs of our changing world. Our vision is to instill a nurturing learning environment which encourages respectful relationships and collaboration between all members within our learning community.

Lisa J. Booth, Principal
Cheryl V. Santoni, Assistant Principal
Kathleen L. Murray, Leadership Intern

Fast Facts

Facility opened: 1997

Additions/Renovations
2002 (A), 2009 (R/A)

School Capacity: 694
(This does not include additional capacity provided by 3 portable classrooms.)

Total Enrollment (PreK-5): 856

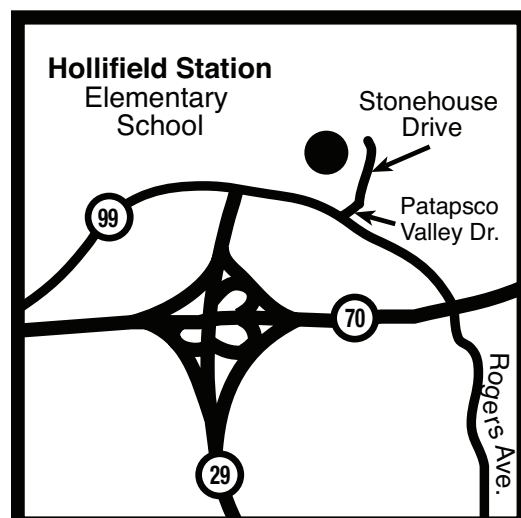
Ethnicity

American Indian/Alaskan	0.6%
Asian	44.6%
Black/African American	13.3%
Hawaiian/Pacific Islander	0.1%
Hispanic/Latino	12.9%
White	25.9%
Two or more races	2.6%

Students Receiving Special Services 2016-17

Free/Reduced Lunch	21.5%
Ltd. English Proficient	13.7%
Special Education	7.7%
Title I	0 or <10 students

PTA members: 335



Achievement Data

PARCC Assessment Performance Results – HSES

Performance Level	Mathematics			English Language Arts		
	2017	2016	2015	2017	2016	2015
Level 5: Exceeded expectations	15.1%	14.9%	11.7%	7.9%	<=5	6.5%
Level 4: Met expectations	33.6%	46.9%	41.8%	46.3%	53.7%	49.9%
Level 3: Approached expectations	24.9%	18.7%	24.6%	23.2%	25.5%	26.4%
Level 2: Partially met expectations	18.2%	12.2%	14.9%	11.9%	9.4%	10.9%
Level 1: Did not meet expectations	8.1%	7.3%	6.9%	10.7%	6.7%	6.5%

State accountability information can be accessed at www.mdreportcard.org.

State accountability information can be accessed at www.mdreportcard.org.

Special Programs

- Battle of the Books
- Earth Force Team
- FIT2GO Family Wellness Night
- Girls On The Run
- GirlsWhoCode
- Jazz Band
- Lego Robotics
- Outdoor Classroom
- Regional Early Childhood Center
- Spelling Bee
- Spring Musical
- Station Singers – select choir

Educational Partnerships:

- Applebee's, Baltimore National Pike
- Chipotle Mexican Grill, Inc., Baltimore National Pike
- greeNEWit
- Howard County Library, Miller Branch
- Ledo Pizza, Baltimore National Pike
- Qdoba Mexican Eats
- Towson University – as a Professional Development School

Accomplishments

2017

- Station Singers selected to sing the National Anthem at Orioles baseball game.
- Battle of the Books – Marriotts Ridge HS Site - 2nd Overall by Blooming with Books team, Best Team Costume – 2nd place: Blooming with Books, Best Team Name – 3rd place: Rapping Readers, Best Team Civility – 2nd place: Book to the Future
- Hershey Park Music in the Park Competition: Station Singers 1st Place Superior Rating Treble Choir; Station Singers and Jazz Band Esprit De Corps Award

2016

- Carson Scholarship student winner
- Battle of the Books – Atholton HS Site – Third Place Overall and First Place Best Costume
- Jazz Band: Superior Rating and First Place for Elementary Jazz Band, Music in the Parks Music Festival, June 2016
- Station Singers: Superior Rating and First Place for Elementary Treble Choir, Music in the Parks Music Festival, June 2016

2015

- Battle of the Books – Mt. Hebron HS Site – Second Place Overall; Second Place Team Spirit
- Jazz Band: Superior Rating and First Place for Elementary Jazz Band, Music in the Parks Music Festival, June 2015

Families at HSES have as their primary language at least one of 24 different languages: Arabic, Bengali, Chin, Chinese, Creole, English, Farsi, Fonti, French, Gujarati, Hindi, Japanese, Korean, Lithuanian, Malayalam, Nepali, Punjabi, Russian, Spanish, Tamil, Telugu, Turkish, Urdu and Vietnamese.

Ilchester Elementary School

PROFILE

2017-18

4981 Ilchester Road • Ellicott City, MD 21043 • 410-313-2524 • ies.hcps.org/



Ilchester Elementary School proudly serves an active and diverse school community. We serve children ages three to five in our Regional Early Childhood Program, as well as students in kindergarten through fifth grade. We value the qualities that each of our families brings to our school culture. The commitment of our dedicated staff and the tireless efforts of our PTA and parents have combined to create a school environment that fosters excellence and focuses on success for all students.

Pursuing academic achievement, our dynamic classroom teachers implement Ilchester's standards as we teach "Reading Across the Curriculum" and utilize multi-group math instruction. IES hosts family nights that also support academic achievement. Every effort is made to meet the diverse needs of our students by using research-based instruction that fosters both academic and social-emotional growth, conducting monthly No Bullying lessons for all students, acceleration through the Gifted and Talented Program, and inclusion of students with special needs. We strive to intervene academically for all children and have focused on differentiation of instruction so that all students are on the path for college and career readiness. Grade level teams constantly monitor student progress so they can proactively plan the next steps to increase student achievement. As a Professional Development School, we host interns seeking dual certification in both general and special education who work hand-in-hand with our staff. This partnership with Towson University provides our staff the opportunity to shape the teachers of tomorrow.

Administrators monitor student progress through data conversations with teachers and through classroom visits. Related arts teachers develop talent and interest in the arts, physical education, technology and literature. Paraeducators are dedicated and valued members of our staff who support teachers and students by providing interventions, organizing materials of instruction and sharing thoughtful ideas. Our front office staff welcomes parents, students and visitors each day. Ilchester is the finest looking building in the county, thanks to the tireless efforts of our custodial staff. We are proud of the team effort in place by all members of our school community.

Joy B. Smith, Principal
Mariah Carr, Assistant Principal

Fast Facts

Facility opened: 1996

Additions/Renovations
2001 (A), 2008 (R/A)

School Capacity: 653
(This does not include additional capacity provided by 3 portable classrooms.)

Total Enrollment (PreK-5): 654

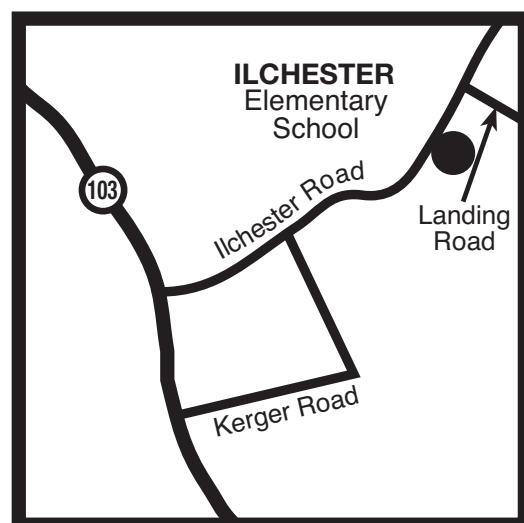
Ethnicity

American Indian/Alaskan	0.5%
Asian	27.2%
Black/African American	8.3%
Hawaiian/Pacific Islander	0%
Hispanic/Latino	2.0%
White	56.1%
Two or more races	6.0%

Students Receiving Special Services 2016-17

Free/Reduced Lunch	≤5.0%
Ltd. English Proficient	≤5.0%
Special Education	12.8%
Title I	0 or <10 students

PTA members: 500



Achievement Data

PARCC Assessment Performance Results – Ilchester ES

Performance Level	Mathematics			English Language Arts		
	2017	2016	2015	2017	2016	2015
Level 5: Exceeded expectations	24.1%	19.8%	12.1%	8.9%	10.7%	5.2%
Level 4: Met expectations	49.3%	51.1%	47.5%	67.6%	59.1%	61.2%
Level 3: Approached expectations	18.6%	20.1%	29.7%	15.2%	19.3%	22.0%
Level 2: Partially met expectations	6.6%	7.2%	8.4%	6.1%	7.0%	7.9%
Level 1: Did not meet expectations	<=5	<=5	<=5%	<=5	<=5	<=5%

State accountability information can be accessed at www.mdreportcard.org.

Special Programs

- PBIS foundation support students as they work to be "Respectful, Responsible, Ready and Persistent"
- Regional Early Childhood Center
- Professional Development School program with Towson University
- Math Olympiad
- Writing initiatives PreK–5
- Reading and Math Night
- Musical productions and formal concerts
- Multi-group mathematics instruction
- ALL students learn coding in December through the Hour of Code in technology classes.
- PE special events include Field Day, Pumpkin Patch, Whittle climbing equipment, and Scooter City.
- STEM Fair
- "Going Green" – Students and staff recycle, reduce energy use and reduce solid waste disposal.
- Students participate in Howard County Children's Chorus and Festival Chorus.
- Students involved in Howard County Children's Chorus Lyric and Cantus Choruses.
- Students involved in Peabody Children's Chorus and American Kodaly Children's Chorus
- ALL students get hands-on experience with drum cart for two weeks.
- Fourth grade is working with recorders in music class.
- Students participating in Howard County Elementary Solo and Ensemble Festival.
- Students performing with Howard County Elementary GT and Honors Bands.
- Students performing with Howard County Elementary GT Orchestra, Sinfonia and Honors Orchestras.
- Student Centered Yearbook
- Students participate in Musical Drama
- MD State Boys Choir
- Ilchester Chimes
- MD Music Educators Association Demonstration Chorus
- PTA Cultural Arts Programs
- PTA Restaurant Nights
- Girls on the Run

Accomplishments

- PBIS Gold Award, 2011–2016
- Students perform with the Elementary Gifted and Talented Orchestra and Band
- Participation in Howard County Library Spelling Bee, Bumble Bee, Battle of the Books, and Rube Goldberg Contest
- Maryland Green School Certification
- Maryland DNR Bluegills and Students Program Participants, 2014
- Hoops for Heart - Top online fundraiser and second overall in Maryland, 2014; Number 6 fundraiser in Mid-Atlantic Region, 2014
- 2nd place Rube Goldberg "Most Complex" award, 2014
- 2nd place Rube Goldberg "Most Scientific" award, 2014
- 3rd place Rube Goldberg "Most Humorous" award, 2015
- Finalist for HCPSM Music Teacher of the Year Award to Mrs. T. Magloci, 2016
- Howard County Music Educator of the Year Award (HCPSM) to Mrs. Laura Baker, 2017

Educational Partnerships

- Green Valley Marketplace
- Junior Achievement of Central Maryland, Inc.
- Outback Steakhouse, Long Gate
- Victory Martial Arts

Jeffers Hill Elementary School

PROFILE

2017-18

6001 Tamar Drive • Columbia, MD 21045 • 410-313-6872 • jhes.hcpss.org/



Jeffers Hill is located in the heart of Columbia in the Village of Oakland Mills and has been in existence over 40 years. It is our mission to prepare our students through dynamic opportunities in an effort allow all students to succeed in an ever-changing world.

Jeffers Hill students are eager to enter the building each morning and former students and staff proudly return to visit. As our school population grows and changes, we renew our commitment to making Jeffers Hill a place where significant relationships are formed and everyone feels part of an "intimate and collaborative learning community." The warm and welcoming atmosphere greets visitors and encourages parent/community participation in all aspects of the school.

Our teaching staff is committed to providing exemplary instruction and supports for all students through the implementation of Maryland State Common Core Standards. Student success is measured in many ways. One of the best indicators is to walk through JHES classrooms, where students are engaged, are active participants in rigorous instruction, AND enjoy the process. Staff members regularly engage in collaborative planning and data analysis in order to develop high quality instruction. Staff participate in professional learning that is student-centered and designed to meet the needs of the 21st century learner.

Our PTA works tirelessly to support the success of our students and the efforts of our staff. Our community responds generously with their time, talents and treasures to energetically support school initiatives and efforts. The PTA also supports and enhances the school's learning environment by sponsoring many activities, such as the Cultural Arts and After School Enrichment programs. Staff and community volunteer their time after school to support many events including STEM Events, Parent Workshops, Girls On the Run, MESA and Family Engagement Activities/Events. We also celebrate our partnership with the Howard County Chapter of the Links, Inc through their support of the Can You Imagine Me? Program and MESA. We treasure all of our partnerships!

Maisha Strong, Principal
Brian Vanisko, Assistant Principal

Fast Facts

Facility opened - 1974

Additions/Renovations
1999 (R)

School Capacity: 421
(This does not include additional capacity provided by 2 portable classrooms.)

Total Enrollment (K-5): 428

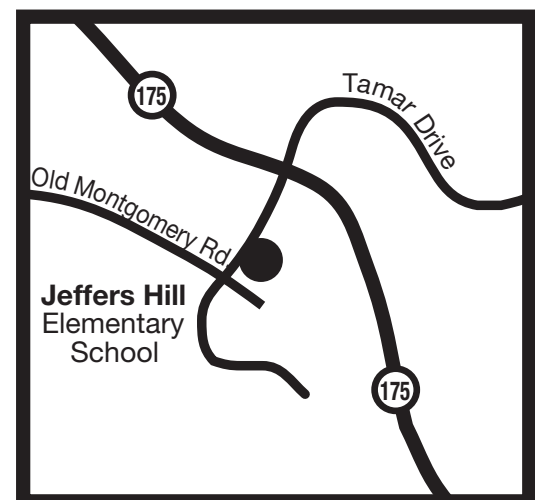
Ethnicity

American Indian/Alaskan	0.2%
Asian	13.8%
Black/African American	38.1%
Hawaiian/Pacific Islander	0%
Hispanic/Latino	16.6%
White	22.0%
Two or more races	9.4%

Students Receiving Special Services 2016-17

Free/Reduced Lunch	33.3%
Ltd. English Proficient	10.4%
Special Education	8.2%
Title I	0 or <10 students

PTA members: 153



Achievement Data

PARCC Assessment Performance Results – CLES

Performance Level	Mathematics			English Language Arts		
	2017	2016	2015	2017	2016	2015
Level 5: Exceeded expectations	7.6%	7.1%	7.8%	<=5	<=5	6.1%
Level 4: Met expectations	30.7%	33.3%	32.3%	35.1%	28.8%	36.5%
Level 3: Approached expectations	28.4%	22.9%	25.0%	28.0%	25.4%	27.8%
Level 2: Partially met expectations	24.4%	22.9%	22.4%	20.0%	21.7%	17.0%
Level 1: Did not meet expectations	8.9%	13.8%	12.5%	13.8%	21.3%	12.6%

State accountability information can be accessed at www.mdreportcard.org.

Special Programs

- MESA Program
- Can You Imagine Me?
- Classroom Focused Improvement Process (CFIP)
- Family Fitness Nights
- PTA Restaurant Nights
- Reading and Math Support Teachers
- Reading Recovery Program – Grade 1
- Green School Initiative
- Jump Rope for Heart
- Restorative Justice through Community Circles
- Safety Patrol
- GT Art Club

Educational Partnerships

- A-OK Mentoring-Tutoring, Inc.
- Blessings in a Backpack
- Camp Attaway
- Gailes' Violin Shop, Inc.
- Howard County Library, East Columbia Branch
- PNC Bank, Elkridge Branch
- Schoolhouse Theater Arts, Inc.
- Smoothie King, Columbia
- Towson University – Professional Development School (PDS)

Accomplishments

2017

- MESA Days State Competition
- PBIS Gold Maryland Banner Award
- MESA Days State Competition
- Battle of the Books Award
- Young Authors County Award and State Finalists
- JHES Participant in HCPSS County Spelling Bee
- Jump Rope for Heart – Raised over \$11,000

2016

- MESA Days State Competition
- Math Olympiad Winner
- PBIS Maryland Banner Award
- Battle of the Books Awards – 2nd Place Best Costume and 1st Place Best Team Spirit
- GT Orchestra Participant

2015

- PBIS Maryland Banner Award – Gold (7th Year in a row)
- Ben Carson Scholarship Recipient
- Healthy Howard Gold Award Winner
- Battle of the Books Civility Winner

Laurel Woods Elementary School

PROFILE

2017-18

9250 N. Laurel Road • Laurel, MD 20723 • 410-880-5960 • lwes.hcpss.org/



LWES – Looking Within Every Student encompasses the essence of our vision statement. Laurel Woods is a community of active learners where staff, families, students and educational partners take responsibility to ensure excellence and success for each student. It is our mission to develop productive and responsible citizens in a positive and challenging environment that accelerates achievement, and encourages enthusiasm for lifelong learning. We focus on the whole child, taking into consideration the personal, cognitive and social dimensions of each child.

Our students benefit from the many programs and resources available within our school. Reading and math support teachers offer continuous assistance to students and staff. Our comprehensive technology program provides students with essential computer skills. The teaching staff provides daily instruction that is specific to individual student needs.

Students at Laurel Woods Elementary receive daily instruction in Spanish. Our community has embraced this exceptional opportunity and we recognize that world language instruction will positively impact all facets of the school experience. We offer full-day Pre-K, interactive whiteboards in every classroom, and a 1:1 ratio of laptops for students in Grades 1-5.

Laurel Woods has been recognized by the State of Maryland for our outstanding PBIS (Positive Behavioral Interventions and Supports) program. PBIS is a school-wide program designed to teach and recognize excellence in student learning and citizenship. We remain committed as a school community to provide our children with the opportunity to excel with academics while learning essential social skills that will lead to success in the years ahead.

Our PTO, community, volunteers and business partners come together to provide a positive, exciting and joy-filled school community. We recognize our responsibility to develop students who are competent with essential skills, able to use information to solve real-world problems and capable of working together in a rapidly changing and diverse world.

Susan Brown, Principal
Vanya Jackson, Assistant Principal

Fast Facts

Facility opened: 1973

Additions/Renovations

1987 (A), 2005 (roof), 2006 (R), 2008 (A);
2015 (A)

School Capacity: 640

(This does not include additional capacity provided by 2 portable classrooms.)

Total Enrollment (PreK-5): 611

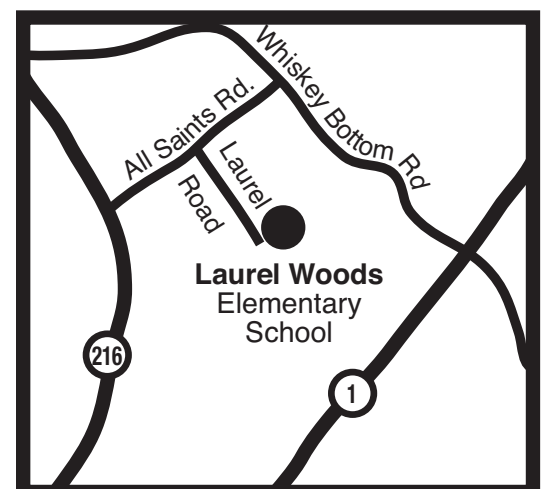
Ethnicity

American Indian/Alaskan	0.3%
Asian	9.5%
Black/African American	52.1%
Hawaiian/Pacific Islander	0.3%
Hispanic/Latino	23.7%
White	7.5%
Two or more races	6.6%

Students Receiving Special Services 2016-17

Free/Reduced Lunch	59.3%
Ltd. English Proficient	9.0%
Special Education	9.6%
Title I	≥95.0%

PTA members: 280



Achievement Data

PARCC Assessment Performance Results – Laurel Woods ES

Performance Level	Mathematics			English Language Arts		
	2017	2016	2015	2017	2016	2015
Level 5: Exceeded expectations	7.7%	9.9%	5.2%	6.3%	<=5	<=5%
Level 4: Met expectations	35.3%	34.7%	34.2%	28.8%	35.7%	35.2%
Level 3: Approached expectations	24.8%	31.8%	33.8%	31.2%	30.5%	29.9%
Level 2: Partially met expectations	22.4%	16.4%	20.4%	20.0%	18.0%	20.8%
Level 1: Did not meet expectations	9.8%	7.3%	6.3%	13.7%	11.0%	12.1%

State accountability information can be accessed at www.mdreportcard.org.

Special Programs

- Alternative Education Program
- Before and After-School Academic Support Programs
- Boys Let Me Run Program
- BSAP Community Liaison Coordinator
- DreamBox Learning Online Math Program
- Hispanic Community Liaison Coordinator
- Family Involvement Coordinator
- Schoolwide Free Breakfast Program
- Full Day Prekindergarten
- Grade Level Family Nights
- Gifted and Talented Program
- Girls on the Run Program
- Hoops for Heart
- The Horizon Foundation's "Let's Rethink Lunch" Program
- Hour of Code
- Howard County Library Battle of the Books
- Howard County Library Spelling Bee
- Instructional Intervention Team
- Math Support Teacher
- Math Intervention Teachers
- Positive Behavioral Interventions and Supports (PBIS) Program
- Reading Support Teacher
- Reading Intervention Teachers
- Reading Recovery
- Technology Teachers
- Schoolwide Title I
- Simulated Congressional Hearings
- UMBC Professional Development School
- Wellness Initiative
- World Language (Spanish)

Accomplishments

2017

- Gold PBIS Award – Positive Behavioral Interventions and Supports
- Developing Quality Inclusive Education Grant (DQIE)
- Healthy Howard School

Educational Partnerships

- The Church of Jesus Christ of Latter Day Saints
- Grace Community Church
- The Horizon Foundation
- Howard County Library, Savage Branch & STEM Education Center
- Howard County MultiService Center
- McDonald's, All Saints Road
- UMBC Education Department

Lisbon Elementary School

PROFILE

2017-18

15901 Frederick Road • Woodbine, MD 21797 • 410-313-5506 • les.hcpss.org/



Lisbon Elementary School has one of the oldest and proudest traditions in Howard County. We support the school system's mission of ensuring the academic success and social-emotional well-being of all students in an inclusive and nurturing environment. With our top priority on students and their education, our staff and parents team together to support children in reaching their goals and dreams.

Our School Improvement Plan reflects the focus of preparing staff with the information, technology and resources to empower a new generation of learners. At Lisbon, students are presented the opportunities to: learn and apply rigorous integrated content, interpret information and communicate proficiently; engage in problem solving and inquiry based learning, engage in logical reasoning and creative thinking/expression, learn through independence and collaboration, and apply technology and tools strategically. In addition to academics, we emphasize the importance of a positive learning culture as embedded in the Positive Behavioral Interventions and Supports (PBIS) model. In student-friendly language, PBIS is known as ROAR, (Respect, Organized, Always Safe, and Responsible).

The school's PTA is extremely supportive of our school mission and goals. There are many opportunities for parents to join committees or volunteer with classroom and family-fun activities. Our PTA plans fun-filled events such as our Back-to-School Ice Cream Social, Fall Festival, Annual Basket Bingo and snow tubing.

Lisbon Lions ROAR!

Debra Anoff, Principal
Amy Green, Assistant Principal

Fast Facts

Facility opened: 1976

Additions/Renovations
1988 (A), 2006 (R)

School Capacity: 527
(This does not include additional capacity provided by a portable classroom.)

Total Enrollment (K-5): 455

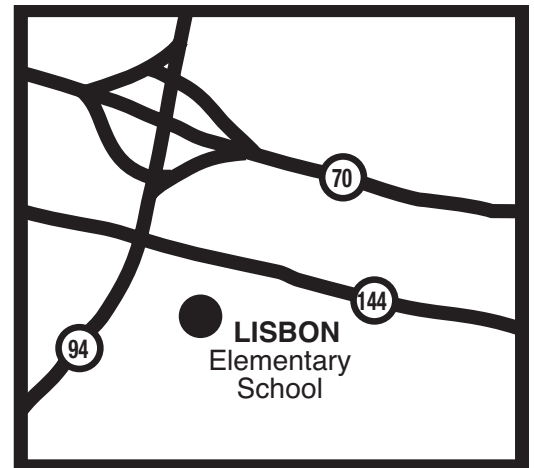
Ethnicity

American Indian/Alaskan	0%
Asian	3.3%
Black/African American	3.7%
Hawaiian/Pacific Islander	0%
Hispanic/Latino	8.4%
White	78.7%
Two or more races	5.9%

Students Receiving Special Services 2016-17

Free/Reduced Lunch	15.1%
Ltd. English Proficient	≤5.0%
Special Education	11.3%
Title I	0 or <10 students

PTA members: 300



Achievement Data

PARCC Assessment Performance Results – Lisbon ES

Performance Level	Mathematics			English Language Arts		
	2017	2016	2015	2017	2016	2015
Level 5: Exceeded expectations	11.4%	10.7%	5.6%	5.9%	5.1%	<=5%
Level 4: Met expectations	47.7%	43.7%	33.0%	52.3%	50.5%	48.8%
Level 3: Approached expectations	23.6%	28.8%	28.8%	29.1%	31.9%	31.2%
Level 2: Partially met expectations	16.0%	11.6%	23.7%	9.3%	8.3%	12.1%
Level 1: Did not meet expectations	<=5	5.1%	8.8%	<=5	<=5	5.1%

State accountability information can be accessed at www.mdreportcard.org.

Special Programs

- Choral Day
- Community Circles
- Comprehensive Cultural Arts Program
- Family Fit Night
- Family Reading Night
- Handbell Choir
- Howard Community College Student Observation Partnership
- Howard County Library Rube Goldberg Engineering Challenge
- Jump Rope for Heart
- LEGO Robotics
- Lions Club
- Paw Pals
- PTA After School Programs – Craft-Pak, Spanish, Chess Club
- PTA-sponsored Artist in Residence 2007, 2009, 2012, 2014, 2016
- PTA-sponsored Maryland Mobile Science Lab 2012, 2015, 2106
- PTA-sponsored Talent Show
- Simulated Congressional Hearing participant, 2004–present
- School Banking Program
- Walking Wednesday's Program

Educational Partnerships

- Howard County Library, Glenwood Branch
- Pizza Hut, Lisbon Branch
- Sandy Spring Bank, Lisbon Branch

Accomplishments

- Seven teachers (20% of all teachers on staff) are Nationally Board Certified
- PBIS Maryland State Gold Award School, 2015–present
- National Geography Bee participant, 2007–present
- Howard County Library Spelling Bee participant, 2015–present
- Howard County Library Battle of the Books, 2015–present
- Howard County Library Summer Reading Club winner, 2016
- Math Olympiad Team participant, 2009–present
- Student participation in Howard County Children's Chorus, 2011–present
- Howard County Orchestra, 2015–present
- Participation in Peabody Children's Chorus, 2012–present
- Howard County GT Orchestra and GT Band
- Elementary Solo Ensemble
- Howard County Honors Band
- PTA Reflections Program, 2015–present

Longfellow Elementary School

PROFILE

2017-18

5470 Hesperus Drive • Columbia, MD 21044 • 410-313-6879 • [lfes.hcpss.org/](http://fes.hcpss.org/)



Longfellow Elementary is a school community "Where Soaring Eagles Dare to Dream." Our staff, parents, community members and business partners continuously seeks ways to add value, build relationships and create opportunities for all of our students. Our school takes great pride in our diverse student body and rich school history. Longfellow was one of the first schools built in Columbia and continues to be a school where we seek ways to have a meaningful impact on the lives of young people and their families. Our students know that their voices are heard and that a committed and dedicated staff member is here to support, guide and nurture them each and every day. This warm and welcoming atmosphere encourages our parents and community to participate in all aspects of our school program. Our very active PTA provides cultural arts programs, charity drives, community events, and volunteers within our school community in a variety of ways.

Longfellow has much to offer its students and community. Longfellow is also able to offer a variety of instructional opportunities through many programs such as the Regional Early Childhood Center with Multiple Intense Needs classes for early intervention, Title I Services in Grades K-5, after-school tutoring, numerous enrichment opportunities and Academic Intervention Summer School.

Through academic excellence, social and emotional learning, character education, and positive behavioral supports, Longfellow has truly become a school where we work to nurture and develop well-rounded students to become global citizens.

Derek Anderson, Principal
LaShonne Wright, Assistant Principal

Fast Facts

Facility opened: 1970

Additions/Renovations

1986 (R), 1994 (A), 2008 (A), 2015 (R)

School Capacity: 512

Total Enrollment (PreK-5): 441

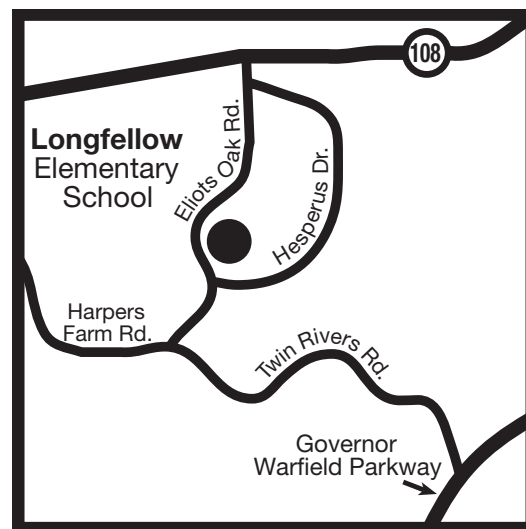
Ethnicity

American Indian/Alaskan	0.5%
Asian	7.5%
Black/African American	35.8%
Hawaiian/Pacific Islander	0.5%
Hispanic/Latino	22.7%
White	22.7%
Two or more races	10.4%

Students Receiving Special Services 2016-17

Free/Reduced Lunch	47.6%
Ltd. English Proficient	8.6%
Special Education	14.7%
Title I	≥95.0%

PTA members: 213



Achievement Data

PARCC Assessment Performance Results – Longfellow ES

Performance Level	Mathematics			English Language Arts		
	2017	2016	2015	2017	2016	2015
Level 5: Exceeded expectations	10.6%	8.4%	5.9%	7.0%	<=5	5.0%
Level 4: Met expectations	28.2%	33.6%	31.1%	33.0%	29.3%	33.9%
Level 3: Approached expectations	28.2%	23.0%	25.1%	25.6%	28.0%	24.3%
Level 2: Partially met expectations	20.7%	27.0%	24.2%	20.3%	21.8%	18.3%
Level 1: Did not meet expectations	12.3%	8.0%	13.7%	14.1%	16.4%	18.3%

State accountability information can be accessed at www.mdreportcard.org.

Special Programs

- AAA Safety Patrol
- Alternative Education
- Artist in Residency Programs
- Battle of the Books
- Choirchime Ensemble – Grade 5
- Chorus – Grades 4 and 5
- Community Service Projects
- Columbia Association Points Program
- Eagle Club Mentoring Program
- Girls on the Run
- Guidance Initiatives toward Drug Awareness, Character Education, and MINC Preschool Classes
- HCPSS Work Study Partnership
- Howard Community College Partnership School
- Howard County Spelling Bee
- Hoops for Heart
- LEGO Robotics
- Longfellow Community Cupboard (Food Pantry)
- Musical production of “The Jungle Book” featuring 3rd and 4th grade students
- No Bullying Awareness
- Parenting Workshops
- Peer Helpers
- Positive Peer Interaction
- Reading Recovery
- Simulated Congressional Hearings – Fifth Grade
- Student Art Exhibits
- Student Council

Educational Partnerships

- A-OK Mentoring-Tutoring, Inc.
- Columbia Association
- Howard County Food Bank, Community Action Council
- Howard County Library, Central Branch
- McDonald's, Harpers Farm Road
- Towson University

Accomplishments

2017

- PBIS State Exemplar Gold Status
- Professional Development School with Towson University; University of Maryland, College Park; and Loyola University
- Student recognition for academic performance by the Council of Elders of the Black Community of Howard County

2016

- PBIS State Exemplar Gold Status
- Healthy Howard Gold Award
- Maryland Green School
- Professional Development School with Towson University
- Student participation in Howard County Children's Chorus
- Student recognition for academic performance by the Council of Elders of the Black Community of Howard County
- Student participation in Howard County Elementary Solo and Ensemble Festival

2015

- PBIS State Exemplar Gold Status
- Healthy Howard Gold Award
- Maryland Green School
- Professional Development School with Towson University
- Student participation in Howard County Children's Chorus
- Student recognition for MSA scores by the Council of Elders of the Black Community of Howard County
- Student participation in Howard County Elementary Solo and Ensemble Festival
- HCPSS and State of MD Winner for Young Author's Contest

Manor Woods Elementary School

PROFILE

2017-18

11575 Frederick Road • Ellicott City, MD 21042 • 410-313-7165 • mwes.hcps.org/



Manor Woods Elementary School was proudly named a 2017 National Blue Ribbon School by the U.S. Department of Education, recognizing the school's overall academic excellence or progress in closing achievement gaps among student subgroups. The National Blue Ribbon School award affirms the hard work of students, educators, families, and communities in creating safe and welcoming schools where students master challenging content.

We continue to provide the highest quality education that our Manor Woods families expect and deserve, through our professional learning communities and staff development. Our programs include early interventions, flexible instructional groupings, and strategic integration of technology where students are actively involved in their learning. Students are equipped with basic underlying skills and provided with a continuum of higher-level thinking experiences to prepare them to be productive and contributing citizens.

Manor Woods also exemplifies what it means to help students grow into well-rounded individuals. The orchestra and band boast over 320 participants, many are involved with the Howard County GT Orchestra and Band. Many choir members are accepted into the County Children's Chorus. Our 5th grade students bring home literary gold in Battle of the Books. Chess champions are made up of students in kindergarten to 5th grade. The commitment to be fit is evident in our recognition for the Jump Rope for Heart and Hoops for Heart programs. Nestled on a wooded campus, our Green School initiatives take root. Our Math Olympians score in the top 10 percent of schools. None of this could be accomplished without the commitment of our highly-qualified staff.

We are proud of the entire Manor Woods School community and feel fortunate to be the administrators of such a wonderful school. It is our sincere hope that ALL students enjoy happiness and success here.

Carol DeBord, Principal
Julia Bialeski, Assistant Principal

Fast Facts

Facility opened: 1994

Additions/Renovations: 2004 (R/A)

School Capacity: 681

(This does not include additional capacity provided by 5 portable classrooms.)

Total Enrollment (K-5): 794

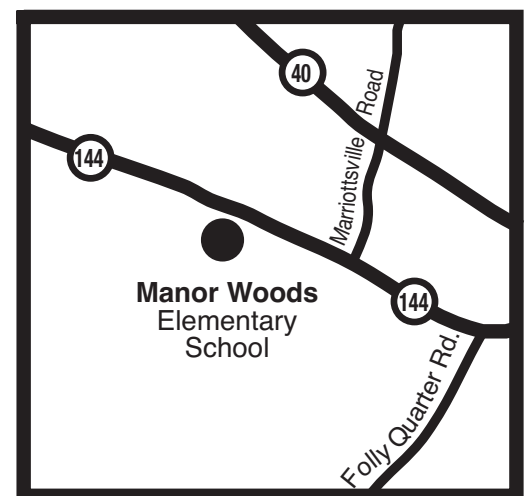
Ethnicity

American Indian/Alaskan	0.4%
Asian	50.4%
Black/African American	7.2%
Hawaiian/Pacific Islander	0.0%
Hispanic/Latino	3.7%
White	34.9%
Two or more races	3.5%

Students Receiving Special Services 2016-17

Free/Reduced Lunch	6.2%
Ltd. English Proficient	10.2%
Special Education	6.4%
Title I	0 or <10 students

PTA members: 351



Achievement Data

PARCC Assessment Performance Results – Manor Woods ES

Performance Level	Mathematics			English Language Arts		
	2017	2016	2015	2017	2016	2015
Level 5: Exceeded expectations	18.3%	23.7%	17.6%	6.0%	6.9%	14.1%
Level 4: Met expectations	52.1%	51.4%	53.2%	61.4%	64.0%	60.9%
Level 3: Approached expectations	19.8%	17.6%	19.6%	22.1%	22.7%	18.0%
Level 2: Partially met expectations	6.9%	<=5	8.5%	7.6%	5.6%	5.5%
Level 1: Did not meet expectations	<=5	<=5	<=5%	<=5	<=5	<=5%

State accountability information can be accessed at www.mdreportcard.org.

Accomplishments

- Three Nationally Board Certified teachers
- Positive Behavioral Interventions and Support (PBIS) School
- Participant in the Howard County Children's Chorus.
- Participant in the Howard County GT Orchestra, Sinfonia, and Band; highest participation in the county
- Participant in the Howard County Honors Orchestra and Band
- Participant in Howard County Solo and Ensemble Festival
- Participant in Howard County Library's Spelling Bee.
- 2017 1st place overall winner Battle of the Books
- Howard County Reading Council Young Authors Contest Winners
- Participant in the GT Art Saturday Program
- Certified Maryland Green School
- Healthy Howard School

MISSION STATEMENT

Manor Woods Elementary School fosters a learning environment that upholds standards of excellence in teaching and learning, where students, community members and staff are valued and exercise mutual respect in a diverse and changing world.

VISION STATEMENT

Our vision is a school community where academic excellence is achieved and character education is exemplified as a foundation for success.

Special Programs

- Artist in Residency
- Junior Achievement (JA) Day
- Character Education Program
- Student Council Food Drives
- Peer Mentors
- PTA Sponsored Talent Show
- PTA Sponsored Culture Night
- PTA Cultural Arts Programs
- Hour of Code
- Math Olympiads "Highest Team" award for scoring in the top 10% of teams
- Jump Rope for Heart and Hoops for Heart
- Howard County Recreation and Parks Sponsored After-School Programs
- Bowie Baysox Read and Hit a Homerun Reading Incentive Program

Educational Partnerships

- A-OK Mentoring-Tutoring, Inc.
- Howard County Library, Miller Branch
- Junior Achievement of Central Maryland, Inc.
- Sport Clips, Turf Valley
- Trout Unlimited, Trout in the Classroom
- Turf Valley Resort
- Mathnasium of Ellicott City

Northfield Elementary School

PROFILE

2017-18

9125 Northfield Road • Ellicott City, MD 21042 • 410-313-2806 • nes.hcpss.org/



Since opening in 1968, Northfield Elementary has been committed to excellence. It's our mission that every day, all students are engaged in rigorous learning tasks that give them the opportunity to explore, ask questions, discuss, think critically, and problem solve. We hope Northfield students come home excited about what they learn each day. We encourage our teachers to find innovative ways to support students' natural curiosity and make learning fun and engaging.

Northfield is committed to ensuring the academic success and social-emotional well-being for each student in an inclusive and nurturing school environment that embraces diversity. We support each child to reach individual milestones for success.

Northfield has a strong PTA partnership that enables us to provide our students with many additional programs, such as STEM, wellness, family fun, resident artist, after school, and cultural arts events. Our PTA is invested in partnering with the school to enhance our wonderful learning environment.

Northfield's staff and community work together to focus on the whole child. Our teachers focus on teaching and modeling growth mindset in order for students to know that productive struggle and taking healthy risks are a natural part of learning. We are also very proud of our wellness efforts. Through our many fitness activities, our students learn about the benefits of physical activity for good health and learning.

"The brain that does the work is the brain that does the learning."
– David Sousa

Cathleen Lopez, Principal
Colleen Golden, Assistant Principal
Northfield Elementary Faculty

Fast Facts

Facility opened: 1968

Additions/Renovations

1986 (R/A), 2007 (A), 2011 (R/A)

School Capacity: 700

(This does not include additional capacity provided by a portable classroom.)

Total Enrollment (K-5): 748

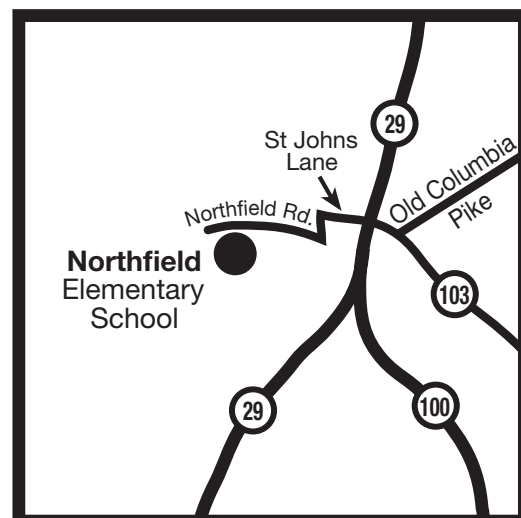
Ethnicity

American Indian/Alaskan	0.5%
Asian	28.1%
Black/African American	9.1%
Hawaiian/Pacific Islander	0%
Hispanic/Latino	6.6%
White	47.5%
Two or more races	8.3%

Students Receiving Special Services 2016-17

Free/Reduced Lunch	6.2%
Ltd. English Proficient	5.3%
Special Education	7.1%
Title I	0 or <10 students

PTA members: 343



Achievement Data

PARCC Assessment Performance Results – Northfield ES

Performance Level	Mathematics			English Language Arts		
	2017	2016	2015	2017	2016	2015
Level 5: Exceeded expectations	17.8%	18.7%	15.5%	15.5%	12.7%	15.6%
Level 4: Met expectations	43.9%	51.2%	51.3%	55.4%	58.0%	58.5%
Level 3: Approached expectations	26.9%	20.6%	23.5%	20.5%	18.3%	17.8%
Level 2: Partially met expectations	9.1%	6.2%	8.0%	6.0%	7.3%	6.2%
Level 1: Did not meet expectations	<=5	<=5	<=5%	<=5	<=5	<=5%

State accountability information can be accessed at www.mdreportcard.org.

Accomplishments

- Eco-School USA Green School Flag Award
- Green School
- Green Seal Certification for Cleaning
- Healthy Howard Platinum School
- Howard County Library Summer Reading Award
- Silver LEED Certification
- 1st Place Fire Up Your Feet Award
- Let's Move Active Schools National Award

Special Programs

- Active Indoor Recess
- Artist Residencies
- Annual Food Drive
- Battle of the Books
- Change Matters
- Character Education Program
- 4th and 5th Grade Chorus
- Diversity Night
- Drama Club
- Fitness Fridays
- Girls on the Run
- Guidance Groups
- Jazz Band, Percussion Ensemble, Northfield Symphony Orchestra
- Organic Garden
- PBIS
- Peer Mentors
- Poet in Residence
- PTA Sponsored After-School Programs, such as Cooking, Spanish, Science, LEGOs, and Yoga
- PTA/Student Community Outreach & Parent Lending Library
- Rube Goldberg
- STEM Fair, STEM Career Day, and Super STEM Saturday
- Start with Hello program
- Student Green Team
- Student Safeties sponsored by AAA
- Talent Show
- Ukulele Club

Grants

- Action for Healthy Kids, 2015
- Armed Forces Communications & Electronics Association Adopt-a-School Grant, 2013, 2015, 2016
- Howard County Arts Council Grant, 2003–16
- Maryland State Arts Council Grant, 2003–16
- Fuel Up to Play 60, 2016

Educational Partnerships

- A-OK Mentoring-Tutoring, Inc.
- Awesome Martial Arts Training Center
- Brunswick Zone Normandy
- Chick-fil-A, Executive Park Drive
- First National Bank
- The First Tee of Howard County
- FISH of Howard County, Inc.
- Grassroots Crisis Intervention Center, Inc.
- Healthy Little Cooks
- Howard County General Hospital, A Member of Johns Hopkins Medicine
- Howard County Library, Miller Branch
- Howard County Youth Program, Inc.
- IO Workshop Mélong Ling
- Lutheran Village at Miller's Grant
- National Security Agency
- Race Pace Bicycles
- REV Drill
- Seasons 52, Columbia Mall
- Sport Clips, Turf Valley
- Subway, Baltimore National Pike
- Uno Chicago Grill, Long Gate

Phelps Luck Elementary School

PROFILE

2017-18

5370 Oldstone Court • Columbia, MD 21045 • 410-313-6886 • ples.hcpss.org/



The staff, students, and families of Phelps Luck Elementary School are proud of the tradition of excellence, creativity, and caring that is in place at our school. The partnership between home and school allows us to meet the challenge of helping students meet success.

Staff members are committed to providing targeted and meaningful instruction that addresses the individual needs of our students. Collaborative planning and frequent review of student data are key factors in providing differentiated instruction for students. Our Reading and Math Support Teachers assist teachers in implementing lessons that align with the Common Core standards. Academic interventions, focusing on accelerating and/or extending student learning, are provided before, during, and after school hours. We are committed to fostering an environment that is conducive to teaching and learning. Our school behavior plan celebrates student accomplishments and teaches students to respect themselves, others, and property.

Our efforts to support our students are further enhanced through the following:

- Spanish instruction is provided for all students, 20–30 minutes every day.
- Full Day Pre-kindergarten is offered to eligible families.
- TeleHealth is utilized to support site-based acute care for students through a partnership between HCPSS, Howard County Health Department, community pediatricians, and Howard County General Hospital.

Phelps Luck is proud of our strong and active PTA. Parents are encouraged to volunteer and consistently participate in their child's education. The commitment demonstrated by our staff, students, and supportive community enhances the school experience for all.

Michelle Leader, Principal
Connie Fowlkes, Assistant Principal

Fast Facts

Facility opened: 1972

Additions/Renovations

1989 (R/A), 1999 (R/A), 2007 (A),
2013 (R/A)

School Capacity: 616

(This does not include additional capacity provided by 2 portable classrooms.)

Total Enrollment (PreK–5): 583

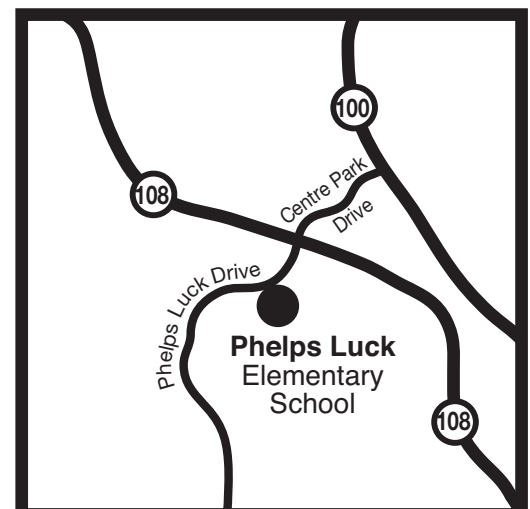
Ethnicity

American Indian/Alaskan	0.2%
Asian	6.2%
Black/African American	40.3%
Hawaiian/Pacific Islander	0%
Hispanic/Latino	30.2%
White	14.8%
Two or more races	8.4%

Students Receiving Special Services 2016–17

Free/Reduced Lunch	62.6%
Ltd. English Proficient	17.7%
Special Education	10.8%
Title I	≥95.0%

PTA members: 325



Achievement Data

PARCC Assessment Performance Results – Phelps Luck ES

Performance Level	Mathematics			English Language Arts		
	2017	2016	2015	2017	2016	2015
Level 5: Exceeded expectations	7.2%	7.1%	<=5%	<=5	<=5	<=5%
Level 4: Met expectations	27.5%	26.1%	26.0%	36.2%	29.7%	33.3%
Level 3: Approached expectations	27.8%	29.4%	33.8%	23.4%	22.4%	25.6%
Level 2: Partially met expectations	24.8%	23.2%	26.4%	20.4%	20.1%	22.9%
Level 1: Did not meet expectations	12.7%	14.2%	9.3%	16.8%	25.1%	15.1%

State accountability information can be accessed at www.mdreportcard.org.

Accomplishments

- PBIS Gold Award – 2015
- Obtained 21st Century Grant Funding for after-school programs to accelerate academic achievement, 2008–present
- Student recognition by the Council of Elders of the Black Community of Howard County
- Participation in HCL/HCPSS Spelling Bee Competition
- Student participation in Howard County Elementary Solo and Ensemble Festival
- Student participation in the Unheard Perspectives Showcase

Special Programs

- AAA Safety Patrol
- After-School Acceleration Program
- Alternative Education Program
- Black Student Achievement Program Liaison
- Bridges After-School Program
- Chorus – 4th & 5th Grades
- Columbia Association Before and After School Program
- Columbia Association Points Program
- Daily 5 Reading Program
- DreamBox Learning Online Math Program
- Educational Partnerships
- Family Fit Night
- Family Involvement Contact
- Family Math and Reading Nights
- Field Day
- Gifted and Talented Program
- Girls on the Run
- Full-Day Pre-kindergarten
- Hispanic Achievement Liaison
- Hour of Code
- Howard County Library Battle of the Books
- Howard County Library Spelling Bee
- Jump Rope for Heart
- Reading Recovery
- Ready at Five Partnership Sponsored Learning Parties
- Schoolwide Free Breakfast Program
- Simulated Congressional Hearings – Grade 5
- Spanish Instruction Daily for Pre-K–5 students
- Spirit Days
- Technology Integration
- Telehealth Services
- Title I Resources

Educational Partnerships

- A-OK Mentoring-Tutoring, Inc.
- Crosswalk Lutheran Church
- Dunkin' Donuts, Centre Park Drive
- Howard County Department of Recreation and Parks
- Howard County Food Bank, Community Action Council
- Howard County Library, East Columbia Branch
- Ready At Five
- Subway, Centre Park Drive

Pointers Run Elementary School

PROFILE

2017-18

6600 S. Trotter Road • Clarksville, MD 21029 • 410-313-7142 • pres.hcpss.org/



The mission of Pointers Run Elementary School: The PRES community collaborates to develop responsible lifelong learners in a climate of empathy and respect. Our vision is that every student strives to reach academic, social and personal excellence.

The Pointers Run community includes children enrolled in the Regional Early Childhood Program (ages 3–5), and students in kindergarten through fifth grade. We value our diverse students who come to us from many cultures and with many talents. Therefore, we strive to meet the needs of our students by acknowledging multiple intelligences, respect for self and others through Developmental Assets, inclusion of students with special needs, and acceleration through the Gifted and Talented program, as well as differentiated classroom instruction.

At Pointers Run, we welcome and encourage our community to become involved in their student's education. The PTA actively participates in our educational program, helping to create the best possible learning experiences for our children. Volunteers play a key role in supporting our instructional program and are encouraged to participate in school activities on a regular basis. We also encourage local businesses to develop partnerships with our school to strengthen our program.

Involved parents, motivated students, and a dynamic staff have facilitated our schools' accomplishments. The staff is committed to developing knowledge and skills in our students so that they will form the foundation of their education in order for them to be college and career ready. It is essential that the education being provided at PRES be rigorous at every level to meet the needs of our students and prepare them for a bright future.

Julie Schruefer, Principal
Trish Lannon, Assistant Principal

Fast Facts

Facility opened: 1991

Additions/Renovations
2002 (A), 2006 (A), 2008 (A)

School Capacity: 744
This does not include additional capacity provided by 9 portable classrooms.

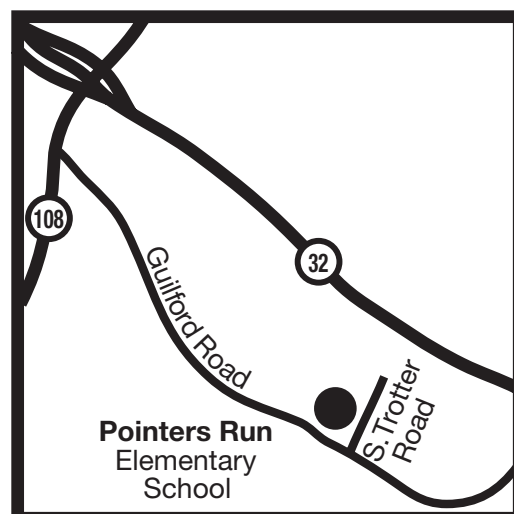
Total Enrollment (PreK–5): 768

Ethnicity	
American Indian/Alaskan	0%
Asian	31.5%
Black/African American	10.9%
Hawaiian/Pacific Islander	0%
Hispanic/Latino	3.0%
White	50.3%
Two or more races	4.3%

Students Receiving Special Services 2016–17

Free/Reduced Lunch	5.1%
Ltd. English Proficient	≤5.0%
Special Education	11.7%
Title I	0 or <10 students

PTA members: 620



Achievement Data

PARCC Assessment Performance Results – PRES

Performance Level	Mathematics			English Language Arts		
	2017	2016	2015	2017	2016	2015
Level 5: Exceeded expectations	28.8%	24.7%	18.9%	7.7%	11.8%	8.7%
Level 4: Met expectations	50.0%	53.7%	51.4%	66.3%	55.5%	58.8%
Level 3: Approached expectations	13.8%	15.4%	18.4%	17.1%	20.6%	20.7%
Level 2: Partially met expectations	5.9%	<=5	8.7%	6.4%	7.3%	6.9%
Level 1: Did not meet expectations	<=5	<=5	<=5%	<=5	<=5	<=5%

State accountability information can be accessed at www.mdreportcard.org.

Special Programs

- Academic Life Skills Classes
- PBIS (Positive Behavioral Interventions and Supports) School
- Asset All Stars Program – Development Assets Program
- Battle of the Books – 18 PRES teams, involving more than 90 students and 20 parents/staff.
- Days of Taste – Interactive program that encourages fourth graders to appreciate the taste and benefits of fresh food.
- Elementary Primary Learner Program
- Family Reading Night
- Family Math Night
- Food on the 15th – monthly food donations to senior citizens
- Peer Mentor Program – Budding Mathematicians
- Professional Development School: the Peabody Institute UMBC University of Maryland – interns and teachers
- Raising Horseshoe Crabs in the Classroom – A program sponsored by the DNR that allows PRES students to raise horseshoe crabs from eggs. Recently highlighted on Maryland Public Television: <http://video.mpt.tv/video/2365129034>
- Regional Early Childhood Program
- School Safeties Program
- Schoolwide Food Composting Program
- Schoolwide Trex Recycling Program
- Schoolwide Green School Program
- Science, Technology, Engineering, Math (STEM) Program
- Student run TV studio and broadcast
- Art Extravaganza Day in collaboration with area high schools
- STEAM Day – introduces students to science, technology, and engineering careers
- Turkey Trot
- Terrapins in the Classroom Program – sponsored by The National Aquarium, involves students in the care and data collection of hatchling terrapins in the classroom before end-of-year release.
- Students from Atholton High School work at PRES to help them determine if education is a career they might consider.

Accomplishments

- 1st and 2nd Place honors in Battle of the Books competition by teams of 5th graders, 2016
- Recognized as 4th best school in Maryland by Niche.com
- Maryland Green School Re-certification (2015) awarded after two years of implementing improvements in habitat restoration, energy conservation, waste management and water conservation, and pollution prevention on school grounds and in the community
- Jump Rope for Heart
- Developmental Asset school of the year award, October 2017
- Howard County Enrichment Band participants
- Howard County Children's Chorus participants
- Student artwork selected for exhibit in Maryland State office buildings as well as used as bookmarks for Howard County Public Libraries
- Young Authors Contest award winners
- Mathematical Olympiads High Achievement Award
- Regional winners of Stock Market Game
- 1st and 6th national winners in Investwrite Essay Contest
- Business Partnerships: Uno Chicago Grill, Popeyes
- Participation in Howard County Spelling Bee

Educational Partnerships

- Howard County Government, Department of Public Works
- Howard County Library, Central Branch
- New Vision Martial Arts
- Sandy Spring Bank, Clarksville Branch

Rockburn Elementary School

PROFILE

2017-18

6145 Montgomery Road • Elkridge, MD 21075 • 410-313-5030 • res.hcps.org/



Rockburn Elementary School is located at the entrance to Rockburn Park on Montgomery Road in Elkridge. Since opening in 1993, Rockburn school community has focused on developing positive relationships with children and their families. Caring, connection, engagement, and positive learning choices describe our core values today.

Rockburn serves as a Professional Development School for students studying Early Childhood Education at Towson University. Student interns work with teacher mentors to gain experience planning and instructing. Our Professional Development liaison provides ongoing learning opportunities for staff and interns in areas such as technology, curriculum and behavior.

Our Parent Teacher Association is strong and supportive. The PTA meets monthly to plan events for students, staff, and families. At Rockburn, active parent involvement is valued.

Our students are expected to follow the Rockburn R's: Respectful, Responsible, and Ready. As a PBIS school, focus on positive behavior assists all students to meet with success. Our motto is: At Rockburn, Everyone Succeeds!

Talented, caring, engaged professionals describe our staff members, willing to go the extra mile for all students. Focus is placed on engaging each student based on individual needs and interests to become active participants as lifelong learners. Striving for work/life balance is a priority for all staff in order to give our best as a caring community at Rockburn.

Rockburn is a safe place where all are welcome. Our focus is on good citizenship and continuous growth in order to be prepared for a successful future. Elementary school builds the foundation for future learning and instills values that carry into adulthood.

Staff, students, parents and community working together make Rockburn a great place to discover and use our individual and collective talents. The resources and support we receive enables us to give our best for children and community every day.

Lauren Bauer, Principal
Leslie Brickner, Assistant Principal

Fast Facts

Facility opened: 1993

Additions/Renovations
2004 (R/A), 2007 (R/A)

School Capacity: 653
(This does not include additional capacity provided by a portable classroom.)

Total Enrollment (PreK-5): 735

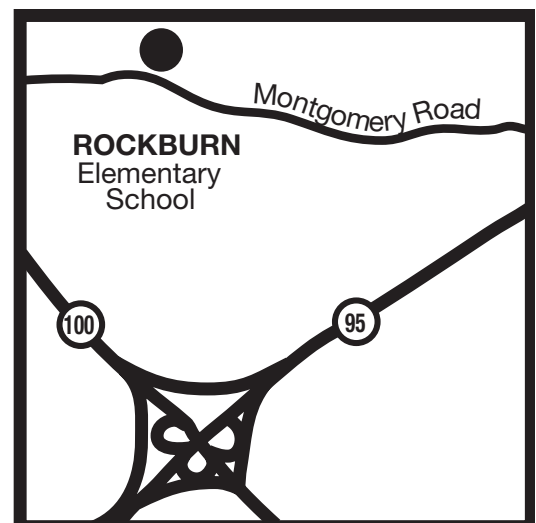
Ethnicity

American Indian/Alaskan	0.4%
Asian	18.2%
Black/African American	22.0%
Hawaiian/Pacific Islander	0.1%
Hispanic/Latino	7.5%
White	44.1%
Two or more races	7.6%

Students Receiving Special Services 2016-17

Free/Reduced Lunch	16.7%
Ltd. English Proficient	≤5.0%
Special Education	14.3%
Title I	0 or <10 students

PTA members: 337



Achievement Data

PARCC Assessment Performance Results – Rockburn ES

Performance Level	Mathematics			English Language Arts		
	2017	2016	2015	2017	2016	2015
Level 5: Exceeded expectations	16.8%	10.7%	10.0%	9.2%	7.5%	8.2%
Level 4: Met expectations	44.0%	52.8%	43.0%	57.3%	48.0%	50.8%
Level 3: Approached expectations	25.6%	20.9%	29.6%	19.9%	29.1%	26.0%
Level 2: Partially met expectations	9.5%	11.6%	12.8%	8.9%	9.9%	11.3%
Level 1: Did not meet expectations	<=5	<=5	<=5%	<=5	5.4%	<=5%

State accountability information can be accessed at www.mdreportcard.org.

Accomplishments

- PBIS Gold Award
- National PTA Parent Involvement School of Excellence
- Green School
- Participants in Howard County Children's Chorus
- Participation in MESA 2016

Special Programs

- After School Drama Program with CCTA
- Battle of the Books
- Before and After Care – Howard County Recreation and Parks
- Chesapeake Bay Trust Grant Recipient
- Elementary Solo and Ensemble Festival
- Energy Leaders
- Family Fit Night
- Family Math/Reading Nights
- Food Drive
- Girls on the Run
- Golden Shoe Race
- Grade 4 and 5 Chorus
- Jazz Band
- Jump for Heart
- Kids Bank with PNC Bank
- Positive Behavioral Interventions and Supports (PBIS)
- Pre-kindergarten Program for income eligible students
- Professional Development School – Towson University
- PTA Cultural Arts Programs
- Regional Early Childhood Center (RECC)
- School Spirit Team
- Schoolwide "Kind Kids" initiative
- Shoe Drive
- Simulated Congressional Hearings
- STEM Night
- We Care – Student Green Team
- Yearbook Team

Educational Partnerships:

- Chick-fil-A, Johns Hopkins Road
- Columbia Center for Theatrical Arts
- Green Valley Marketplace
- Howard County Library
- Howard County Department of Recreation and Parks
- Howard County Department of Recreation and Parks, Rockburn Park
- Howard County Library, Elkridge Branch
- McDonald's, Snowden River Parkway
- National Security Agency
- PNC Bank, Elkridge Branch
- Tino's Italian Bistro & Wine Bar
- Victory Martial Arts

Running Brook Elementary School

PROFILE

2017-18

5215 W. Running Brook • Columbia, MD 21044 • 410-313-6893 • rbes.hcpss.org/



Running Brook Elementary School's motto is "Reaching the Best in Every Student." Our staff of committed, caring teachers and support personnel strives to meet each child's individual needs and unique abilities. We feel that our vision, mission and motto align perfectly with the school system's Strategic Call to Action. The staff of Running Brook Elementary is fully invested in Learning and Leading with Equity. Some of our innovative academic components that focus on the whole child and prepare our children for college and careers include:

- Expanded Prekindergarten: Full-day preschool prepares all eligible children with the social and academic skills they need for kindergarten and later in life.
- Spanish Language: Daily world language instruction from pre-K through Grade 5 gives children a boost in academic growth and achievement.

Running Brook is committed to providing each child and family with the supports they need for success. The Bridges Over Wilde Lake grant provides students and families with after-school enrichment and academic activities. Running Brook receives technical and material support to improve the academic skills of our students and continue to explore science, technology, engineering and math (STEM). Our Reading and Math Support Teachers help classroom teachers develop instructional strategies based upon student needs. Additional teachers allow small group instruction in reading and math, and we offer a technology curriculum designed to infuse content knowledge with computer skills and enhance our students' college and career readiness.

RBES staff and students are committed to educational excellence and life-long learning in a positive school environment where quality teaching and successful learning are prized and supported. Our staff takes pride in knowing each student as a learner, and instilling in all children a love of learning. Our diversity is one of our biggest strengths and we continually work to provide a culturally inclusive environment for all. There is truly a "Running Brook Way" that is distinct from that of other schools, and we are proud to have staff members who are "Reaching the BEST in Every Student"!

Anthony Esposito Principal
Jayme Brewrink, Assistant Principal

Fast Facts

Facility opened: 1970

Additions/Renovations

1984 (A), 2004 (R), 2006 (R), 2014 (A)

School Capacity: 515

(This does not include additional capacity provided by 3 portable classrooms.)

Total Enrollment (PreK-5): 497

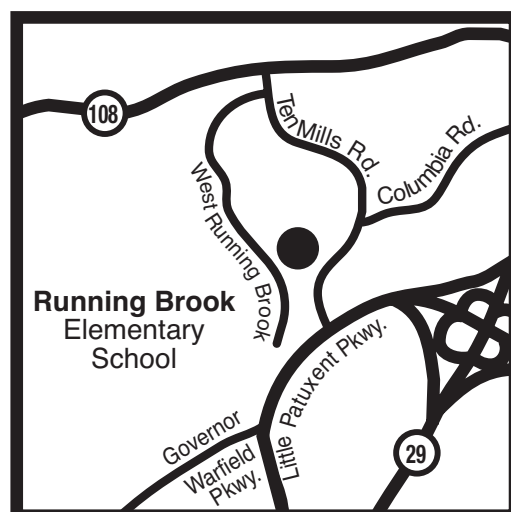
Ethnicity

American Indian/Alaskan	0.2%
Asian	5.2%
Black/African American	58.2%
Hawaiian/Pacific Islander	0.4%
Hispanic/Latino	11.7%
White	17.7%
Two or more races	6.6%

Students Receiving Special Services 2016-17

Free/Reduced Lunch	48.4%
Ltd. English Proficient	5.7%
Special Education	14.4%
Title I	≥95.0%

PTA members: 188



Achievement Data

PARCC Assessment Performance Results – Running Brook ES

Performance Level	Mathematics			English Language Arts		
	2017	2016	2015	2017	2016	2015
Level 5: Exceeded expectations	5.6%	6.5%	<=5%	<=5	<=5	<=5%
Level 4: Met expectations	23.4%	21.4%	24.6%	33.3%	30.4%	32.5%
Level 3: Approached expectations	30.7%	32.6%	28.8%	24.7%	28.5%	25.6%
Level 2: Partially met expectations	28.6%	25.6%	29.2%	21.6%	21.5%	23.1%
Level 1: Did not meet expectations	11.7%	14.0%	14.8%	17.7%	17.8%	15.4%

State accountability information can be accessed at www.mdreportcard.org.

Special Programs

- Full day Pre-kindergarten
- Reading Recovery (Grade 1), Fast Math
- After School Enrichment Programs, Summer School
- Family Math and Reading Nights
- BSAP mentor, ESOL family liaison, BSAP family liaison
- Volunteers from Senior Citizens' Group, Columbia Volunteer Corp, PTA, and A-OK Mentors
- Alternative Education Program, full-time guidance counselor, full-time psychologist, reading support teacher, and math support teacher
- World Language (Spanish)
- Student support from WLHS National Honor Society
- Regional Early Childhood Center
- Math Tutoring Program
- Schoolwide Character Education Program
- Positive Behavioral Interventions and Supports schoolwide behavior program

Accomplishments

- Recipient of funding for before- and after-school programs through the Bridges Over Wilde Lake grant
- PBIS Gold School, 2011–2016
- Participant in HCL/HCPSS Spelling and Bumble Bee Competitions, 2008–2017
- Bright Minds® Grants, 2017

Educational Partnerships:

- A-OK Mentoring-Tutoring, Inc.
- Alpha Kappa Alpha Sorority, Inc., Iota Lambda Omega Chapter
- The Arc of Howard County
- Blessings in a Backpack
- Columbia Youth and Teen Center @ The Barn
- Howard Community College
- Howard County Department of Fire and Rescue Services
- Howard County General Hospital, A Member of Johns Hopkins Medicine
- Howard County Library, Central Branch
- Howard County Police Department
- Kittamaquundi Community Church
- Magellan Health Services, Inc.
- Rotary Club of Columbia Town Center
- Smoothie King, Columbia
- Towson University
- Uno's Restaurant
- Vantage House
- Volunteer, Vivian Bailey

Stevens Forest Elementary School

PROFILE

2017-18

6045 Stevens Forest • Columbia, MD 21045 • 410-313-6900 • sfes.hcps.org/



The entire Stevens Forest Elementary School (SFES) community is committed to providing a rich and rigorous education for our children in a safe and engaging environment. As one of the smallest and most beloved schools in the Howard County Public School System, we pride ourselves on being a true community school where nearly 100 percent of our students live close enough to walk to school. As a result, our staff has built a strong bond with parents and community members because of how frequently we see one another during arrival, dismissal, and during school-related events. We place a premium on partnering with parents and our community members to make our school the very best place for learning.

We are particularly excited about our school programs including full-day prekindergarten for eligible students along with world language instruction for all students. In addition, our school utilizes departmentalization creating two daily instructional blocks in Grades 3 through 5, which allows teachers to develop deeper, more enriching instruction across their focus content areas.

SFES also places a strong emphasis on social and emotional learning by building and strengthening the school and classroom community while supporting students' stamina and effort to sustain a task and persevere through problems. Our staff continue to capitalize on an exciting partnership with the Howard County Health Department that expands existing school health services through technology (telehealth) to maximize instructional time.

Our motivated, hard-working, and caring staff continues to maintain high expectations for each and every student. We truly expect great things from our children and provide them with the necessary supports so students are successful in their future college and career experience. Additionally, our children have opportunities to become involved in many extracurricular activities and programs that showcase and develop our children's talents beyond the classroom. Our dedicated staff and great community strive to ensure Success For Every Student!

Ernesto Diaz, Principal
Tracey Albright, Assistant Principal

Fast Facts

Facility opened: 1972

Additions/Renovations
1995 (R/A), 2013 (R/A)

School Capacity: 399
(This does not include additional capacity provided by 5 portable classrooms.)

Total Enrollment (PreK-5): 415

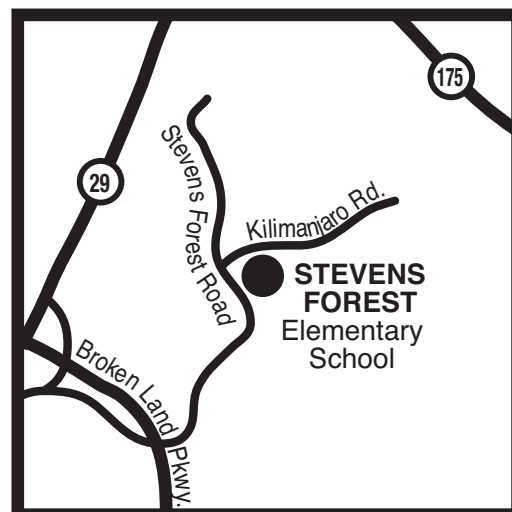
Ethnicity

American Indian/Alaskan	0.2%
Asian	6.3%
Black/African American	35.4%
Hawaiian/Pacific Islander	0.2%
Hispanic/Latino	32.5%
White	15.2%
Two or more races	10.1%

Students Receiving Special Services 2016-17

Free/Reduced Lunch	64.8%
Ltd. English Proficient	19.4%
Special Education	14.0%
Title I	≥95.0%

PTA members: 118



Achievement Data

PARCC Assessment Performance Results – Stevens ForestES

Performance Level	Mathematics			English Language Arts		
	2017	2016	2015	2017	2016	2015
Level 5: Exceeded expectations	5.8%	<=5	<=5%	<=5	<=5	<=5%
Level 4: Met expectations	32.5%	32.4%	21.6%	28.9%	34.3%	19.9%
Level 3: Approached expectations	27.7%	27.6%	26.1%	28.9%	23.2%	26.9%
Level 2: Partially met expectations	21.8%	22.9%	31.3%	19.6%	26.1%	26.9%
Level 1: Did not meet expectations	12.1%	12.4%	17.6%	19.6%	14.0%	22.8%

State accountability information can be accessed at www.mdreportcard.org.

Special Programs

- AAA Safety Patrol
- Academic Intervention Summer School Program
- After School Program – HC Recreation and Parks
- Alternative Education Program
- Art Extravaganza Day
- Artist in Residence Program
- Before and After School Academic Intervention
- Before and After School Program – Columbia Association
- Black Student Achievement Program Liaison
- Bridges to Success Extended Day Programs
- Choir Chimes
- Columbia Association Points Program
- Community Circles
- Daily 5 Reading Program
- Departmentalized Instruction in Grades 3–5
- Dogs Educating and Assisting Readers (DEAR)
- DreamBox Learning Online Math Program
- Emotional Disabilities Program
- Family Involvement Liaison
- Field Day
- Full-Day Prekindergarten Program
- Gifted and Talented Program
- Girls on the Run Program
- Girls Who Code
- Hispanic Achievement Liaison
- Hour of Code
- Howard County Library Battle of the Books
- Howard County Library Spelling Bee
- HowGirlsCode Program
- Instructional Intervention Team
- Intervention Teachers
- Math Night
- Math Olympiads
- Math Support Teacher
- Outdoor Classroom
- Parent Workshops
- Positive Behavioral Interventions and Supports (PBIS) Program
- Professional Development School with Towson University
- PTA Reflections Program
- Reading Recovery
- Reading Support Teacher
- Ready at Five Partnership Sponsored Learning
- Recycling Team
- School Counselor, full-time
- School Psychologist, full-time
- Schoolwide Free Breakfast Prog.
- Simulated Congressional Hearing
- Spirit Days
- Student Art Exhibits
- Telehealth Services
- Title I
- Turkey Trot
- World Language

Accomplishments



- SFES PTA once again named a "National PTA School of Excellence," making it the only school in Howard County and one of four across Maryland to earn that distinction.
- 2016 Positive Behavioral Interventions and Supports (PBIS) Gold Recognition School
- Board Certified Teachers (2)
- Healthy Howard Healthy School, 2014–15
- Leadership in Energy and Environmental Design (LEED) Silver School
- Home of the 2017–18 Maryland Arts Education Association District Recognition Award for Career Elementary School Teacher

Educational Partnerships

- A-OK Mentoring-Tutoring, Inc.
- Bicycling Advocates of Howard County
- Howard Community College, Center for Service Learning
- Howard County Library, East Columbia Branch
- Jewish Federation of Howard County
- Phi Beta Sigma Fraternity, Inc., Zeta Alpha Sigma Alumni Chapter, Inc.

St. John's Lane Elementary School

PROFILE

2017-18

2960 St. John's Lane • Ellicott City, MD 21042 • 410-313-2813 • sjles.hcpss.org/



St. John's Lane Elementary School has educated generations of children in our community since 1954. Our mission is to foster academic and social achievement so that each student will participate responsibly in a diverse and changing world. St. John's Lane Elementary recognizes the importance of both the academic and personal development of each child and prepares each child for future college and career opportunities and life events.

Our school has a strong commitment to helping each student reach his/her highest potential each day. As you walk through our halls, you will see evidence of outstanding student achievement, strong instructional practices and a highly involved and supportive parent community. Our students are dynamic 21st century learners with a strong sense of caring and responsibility. Our dedicated staff use frequent and ongoing processes for discussion of student progress and instructional strategies, such as Data Discussions, Collaborative Planning and the Instructional Intervention Team. Programs such as Gifted and Talented, Math Engineering Science Achievement (MESA), Parent Assisted Learning at School (PALS), and Positive Behavioral Interventions and Supports (PBIS) provide staff with the resources necessary to meet the diverse needs of our students. We further enrich the learning environment through programs such as our exciting Celebrations of Excellence each quarter, Science, Math, Art, Technology, Engineering and Resources (SMARTER) Night, Winter and Spring Concerts, Night of the Arts, Grandparents and Special Guests Day, STEM Career Day, and the Enrichment Fair.

We are pleased to be a Professional Development School in partnership with Towson University, Hollifield Station Elementary, and Waverly Elementary. Our PDS promotes learning and enhances the instructional climate of our school, while supporting the professional growth of our teaching staff and the development of teaching interns from the University.

Our vibrant and active PTA offers many family events throughout the year that support our safe, healthy, and nurturing environment, such as the Turkey Trot, Walking Wednesdays, Bingo and Movie Nights, Picnics, and our famous May Day Event.

St. John's Lane Elementary is a dynamic community school where each child achieves the highest levels of personal and academic performance.

Vicky Sarro, Principal
Alexcia Redd, Assistant Principal

Fast Facts

Facility opened: 1954

Additions/Renovations

1959 (A), 1966, 1975 (R/A), 1988 (A),
1995 (A), 2000 (A)(R), 2009 (A)

School Capacity: 612

(This does not include additional capacity provided by 7 portable classrooms.)

Total Enrollment (PreK-5): 703

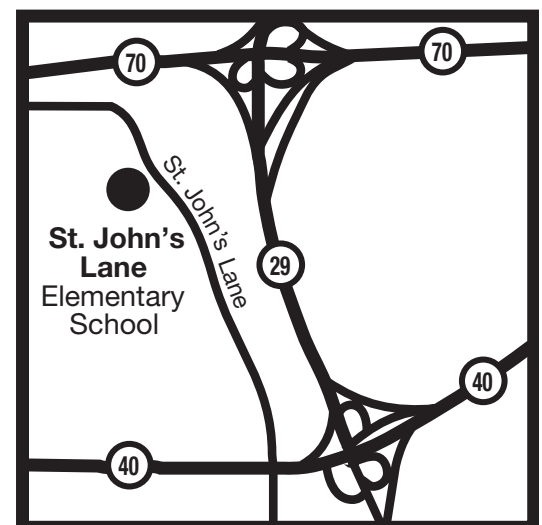
Ethnicity

American Indian/Alaskan	0.1%
Asian	34.3%
Black/African American	13.1%
Hawaiian/Pacific Islander	0%
Hispanic/Latino	4.6%
White	44.2%
Two or more races	3.7%

Students Receiving Special Services 2016-17

Free/Reduced Lunch	8.7%
Ltd. English Proficient	8.2%
Special Education	5.1%
Title I	0 or <10 students

PTA members: 600



Achievement Data

PARCC Assessment Performance Results – St. Johns Lane ES

Performance Level	Mathematics			English Language Arts		
	2017	2016	2015	2017	2016	2015
Level 5: Exceeded expectations	19.9%	17.7%	10.2%	8.4%	7.3%	9.2%
Level 4: Met expectations	48.6%	46.9%	47.3%	57.6%	53.8%	53.9%
Level 3: Approached expectations	22.2%	22.9%	26.9%	24.7%	24.5%	20.3%
Level 2: Partially met expectations	6.7%	10.2%	11.6%	5.9%	10.2%	11.7%
Level 1: Did not meet expectations	<=5	<=5	<=5%	<=5	<=5	<=5%

State accountability information can be accessed at www.mdreportcard.org.

Accomplishments

- Healthier US Challenge Bronze Award
- Change Matters Champion Award
- Council of Elders Proficient/Advanced recognition
- Maryland Society for Educational Technology State Competition – 2 first place winners
- MESA – First place winner in state competition, 2015
- Positive Behavioral Interventions and Supports – Gold Recognition Award (since 2009)
- Recognized as Healthy School by Howard County Health Department (since 2009)
- Certified Maryland Green School Achievement (since 2011)

Educational Partnerships:

- Brunswick Zone Normandy
- Grassroots Crisis Intervention Center, Inc.
- Howard County Library, Miller Branch
- Salazar Catering Services/Boardroom Café
- The Columbia Bank, Gateway Plaza
- Towson University
- Turf Valley Resort
- Vocelli Pizza

Special Programs

- After School Parks and Recreation Programs
- Black-Eyed Susan Student-Parent Book Club
- Celebrations of Excellence – quarterly
- Character Education Program
- Family Fit Night
- Field Day
- Girls On The Run
- Howard County Library Battle of the Books
- Howard County Spelling Bee
- Howard County Library Summer Reading Program
- Howard County Reading Council Young Author's Contest
- International Community Liaison
- Maryland Green School Certification
- MESA (Math Engineering and Science Achievement) Program
- Morning Meeting Program (schoolwide)
- Night of the Arts
- Parent Assisted Learning at School (PALS)
- Parent Curriculum Nights
- Positive Behavioral Interventions and Supports (PBIS)
- Professional Development School with Towson University
- PTA Cultural Arts PTA Walking Program
- PTA Multicultural Night
- PTA Science Fair
- PTA Turkey Trot
- PTA Walking Program
- Peer Mentors
- Simulated Congressional Hearings
- Student Ambassadors
- Safety Patrol
- SMARTER Night (Science, Math, Art, Reading, Technology, Engineering and Resources)
- STEM Career Day

Swansfield Elementary School

PROFILE

2017-18

5610 Cedar Lane • Columbia, MD 21044 • 410-313-6907 • ses.hcps.org/



Swansfield Elementary is proud to be celebrating 45 years as a community school, with a wonderfully diverse population representing many countries from around the world.

Our highly qualified staff is committed to helping each student reach his/her potential. Our ability to "know each learner" is enabled by daily collaboration between staff. We promote a co-teaching program that utilizes paraeducators, ESOL, Title I, Gifted and Talented and Special Education teachers. Our staff meets regularly to monitor progress and amend programs for support and acceleration.

Our "Be in the Spotlight" Program encourages students to follow our expectations of Being Respectful, Being Responsible, and Being Safe. By supporting this positive behavior, we help create a safe, nurturing and effective environment for learning. With this commitment our school has become a Positive Behavioral Incentive System (PBIS) school.

A major renovation project was completed this winter. Newly built classrooms and offices promote an optimal learning environment and offer technological advancements for our students and staff.

The Swansfield PTA is a dynamic organization that continually provides support through a number of initiatives. We are proud to house the only Carson Reading Room in the county. The PTA is a true partner with the school, supporting our academic and social goals and promoting wellness.

We welcome everyone to our warm and caring school!

Laurel Porter, Principal

Lauren Beaman, Assistant Principal

Fast Facts

Facility opened: 1972

Additions/Renovations

1988 (A), 1998 (R), 2008 (R/A), 2017 (R)

School Capacity: 521

(This does not include additional capacity provided by 5 portable classrooms.)

Total Enrollment (PreK-5): 634

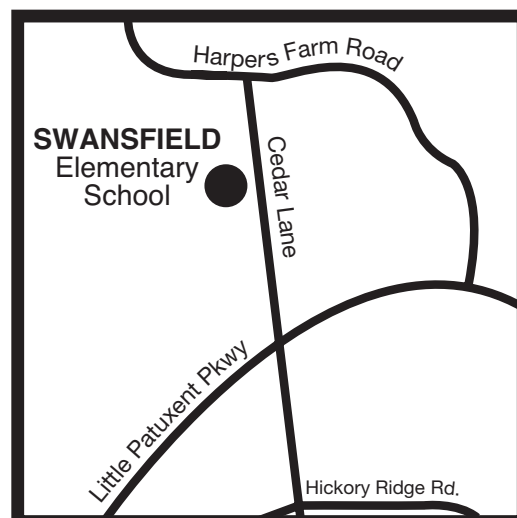
Ethnicity

American Indian/Alaskan	0%
Asian	5.2%
Black/African American	54.1%
Hawaiian/Pacific Islander	0.2%
Hispanic/Latino	18.8%
White	15.0%
Two or more races	6.8%

Students Receiving Special Services 2016-17

Free/Reduced Lunch	56.1%
Ltd. English Proficient	6.2%
Special Education	9.2%
Title I	≥95.0%

PTA members: 143



Achievement Data

PARCC Assessment Performance Results – Swansfield ES

Performance Level	Mathematics			English Language Arts		
	2017	2016	2015	2017	2016	2015
Level 5: Exceeded expectations	6.2%	6.2%	<=5%	<=5	<=5	<=5%
Level 4: Met expectations	26.4%	26.6%	20.4%	31.3%	33.3%	31.0%
Level 3: Approached expectations	17.6%	27.2%	26.9%	23.8%	28.7%	29.2%
Level 2: Partially met expectations	25.4%	20.7%	28.3%	21.5%	14.5%	23.4%
Level 1: Did not meet expectations	24.4%	19.3%	22.2%	20.5%	20.8%	13.1%

State accountability information can be accessed at www.mdreportcard.org.

Special Programs

- 4th and 5th Grade Chorus
- AAA Safety Patrol
- After School Program – Columbia Association
- After School PTA-Sponsored Programs: Karate, Spanish
- Alternative Education Program
- A-OK Mentoring Program
- Bilingual Community Liaison
- Black Student Achievement Program Liaison
- BRIDGES to Success Extended Day Programs
- Career Day
- Carson Reading Room
- Columbia Association Points Program
- Community Circles
- Daily 5 Reading Program (K–2)
- Days of Taste Farm to Table Program
- Departmentalized Instruction
- Developing Quality Inclusive Education Grant (DQIE)
- DreamBox Learning Online Math Program
- Family Fit Night
- Family Involvement Liaison
- Family Math and Reading Nights
- Field Day
- Gifted and Talented Program
- Green Beans – Student Green School Team
- Honor Roll
- Howard County Elementary Solo and Ensemble Festival
- Howard County Library Battle of the Books
- Howard County Library Spelling Bee
- Instructional Intervention Team
- Jump Rope for Heart
- Md. Dept. of Natural Resources Trout in the Classroom
- Math Focus Teacher provides instructional support and lowers math class size in Grades 2–5
- Mighty Men – Promoting Positive Male Role Models
- Peer Mediation
- Positive Behavioral Interventions and Supports (PBIS) Program
- Pre-Kindergarten
- PTA Cultural Arts Program
- PTA International Night
- PTA Restaurant Nights
- Reading and Math Support Teachers provide ongoing professional development for staff within the school day
- Reading Recovery
- Schoolwide Free Breakfast Program
- Science, Technology, Engineering, Math (STEM) Fair
- Simulated Congressional Hearings
- Spirit Days
- Title I

Accomplishments

2017

- Maintained status as Maryland Green School (awarded 2014)
- Recognized as a Gold PBIS School (8th Year)
- Celebrated 16th Annual International Night
- Team earned 1st place in Library's Battle of the Books competition

2016

- Maintained status as Maryland Green School (awarded 2014)
- Recognized as a Gold PBIS School (7th Year)
- Celebrated 15th Annual International Night

2015

- Maintained status as Maryland Green School (awarded 2014)
- Recognized as a Gold PBIS School (6th Year)
- Celebrated 14th Annual International Night

Educational Partnerships

- A-OK Mentoring-Tutoring, Inc.
- Blessings in a Backpack
- Grace Community Church
- Howard Community College, Center for Service Learning
- Howard County Library, Central Branch
- Patient First
- Trout Unlimited, Trout in the Classroom

Talbott Springs Elementary School

PROFILE

2017-18

9550 Basket Ring Road • Columbia, MD 21045 • 410-313-6915 • tses.hcpss.org/



Talbott Springs Elementary is a community school located in the Oakland Mills area of Columbia with a history of valuing the learning needs of the individual child in a culturally diverse yet unified and positive school environment. We are committed to our vision for educating children with innovative and thoughtful programming.

As we consider the HCPSS Strategic Call to Action, Learning and Leading with Equity, the staff of Talbott Springs is fully invested in the vision and mission our school system. The provision of a safe and inclusive learning environment that values and respects the gifts of each child is our highest importance.

Talbott Springs has a full day Pre-Kindergarten program for income-qualified families. Students in grades Pre-K–5 receive 30 minutes of World Language (Spanish) instruction daily. Students in Grades 2–5 have instructional blocks for Math/Science/Health and for English Language Arts/Social Studies. Our mathematics programs demonstrate best practices for instruction and learning. We work closely with the Oakland Mills High School cluster to align mathematics instruction as a Pre-K–12 continuum.

Reading is a centerpiece to our instruction with a focus on meeting the learning needs of our students as we work to close opportunity gaps that impact learning. We celebrate the effort and achievement of our students!

Talbott Springs Elementary appreciates the contributions of our PTA, volunteers and business partners. We welcome you to visit Talbott Springs Elementary!

Nancy Thompson, Principal
Paul Linkins, Acting Assistant Principal

Fast Facts

Facility opened: 1973

Additions/Renovations
1999, 2000 (R/A), 2008 (R/A)

School Capacity: 377
(This does not include additional capacity provided by 10 portable classrooms.)

Total Enrollment (PreK–5): 491

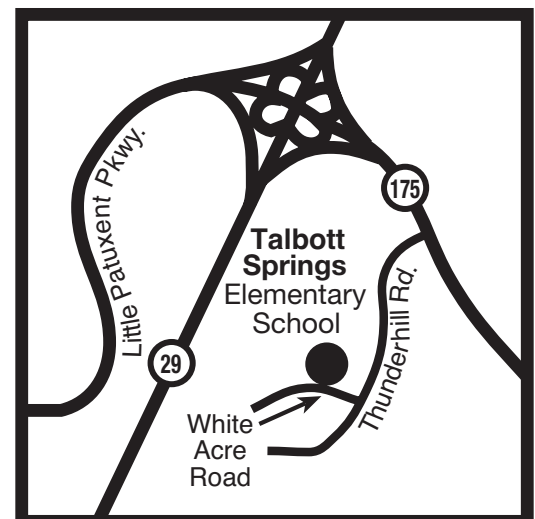
Ethnicity

American Indian/Alaskan	0%
Asian	4.9%
Black/African American	38.1%
Hawaiian/Pacific Islander	0%
Hispanic/Latino	24.6%
White	23.0%
Two or more races	9.4%

Students Receiving Special Services 2016–17

Free/Reduced Lunch	53.0%
Ltd. English Proficient	9.9%
Special Education	10.3%
Title I	≥95%

PTA members: 150



Achievement Data

PARCC Assessment Performance Results – TSES

Performance Level	Mathematics			English Language Arts		
	2017	2016	2015	2017	2016	2015
Level 5: Exceeded expectations	9.9%	<=5	<=5%	<=5	<=5	<=5%
Level 4: Met expectations	26.0%	32.4%	28.0%	39.9%	32.4%	31.9%
Level 3: Approached expectations	37.2%	30.6%	35.0%	24.2%	23.9%	31.0%
Level 2: Partially met expectations	18.8%	21.3%	24.3%	20.6%	21.1%	17.6%
Level 1: Did not meet expectations	8.1%	11.1%	9.8%	10.8%	18.3%	15.7%

State accountability information can be accessed at www.mdreportcard.org.

Special Programs

- 21st Century Learning – Bridges over Columbia extended day programs
- 4th and 5th Grade Chorus
- AAA Safety Patrol
- Academic Intervention Summer School Program
- Academic Life Skills Classes
- After School Program – Columbia Association
- Alternative Education Program
- Artist in Residence Program
- Blessings in a Backpack®
- Classroom Focused Improvement Process (CFIP)
- Daily 5 Reading Program
- Days of Taste Farm to Table Program
- Departmentalized Instruction (Grades 2–5)
- Developing Quality Inclusive Education Grant (DQIE)
- DreamBox Learning Online Math Program
- Family Fit Night
- Family Involvement Liaison
- Family Math and Reading Nights
- Field Day
- Full Day Pre-Kindergarten Program
- Gifted and Talented Programs
- Girls on the Run®
- Green Apple Day of Service
- Hispanic Liaison
- Hour of Code
- Howard County Children's Chorus
- Howard County Elementary GT Orchestra
- Howard County Elementary Honors Band
- Howard County Elementary Honors Orchestra
- Howard County Elementary Solo and Ensemble Festival
- Howard County Festival Chorus
- Howard County GT Sinfonia
- Howard County Library Battle of the Books, Spelling Bee, Bumble Bee, Geobee, Summer Reading Program
- Howard County Reading Council Young Author's Contest
- Howard County Recreation and Parks After-School Activities
- Howard County Solo and Ensemble Festival
- International Night
- Jump Rope For Heart
- Junior Achievement in a Day
- Math Support Teacher
- Math Olympiad
- Peer Helpers (Art, Media, Music)
- Positive Behavioral Interventions and Supports (PBIS) Program
- Professional Development School (UMBC)
- PTA Restaurant Nights
- Reading Recovery®

Accomplishments

- PBIS Gold School, 2011–16
- Participant in HCL/HCPSS Spelling and Bumble Bee Competitions, 2008–2017
- Participation in Geography Bee competition, 2014–17
- Green Apple Day of Service, 2011–17
- Bright Minds® Grants, 2015, 2016

Educational Partnerships

- Blessings in a Backpack®
- Costco Wholesale, Columbia
- FIRN, Inc.
- The Horizon Foundation
- Howard County Library, East Columbia Branch
- Junior Achievement of Central Maryland, Inc.
- Oakland Mills Community Association
- Parents as Teachers
- Howard County Recreation and Parks
- After School Program Columbia Association

More Special Programs

- Ready at Five Partnership Learning Parties
- Recycling (Green) Team
- Schoolwide Free Breakfast Program
- Science, Technology, Engineering and Math (STEM) event
- Simulated Congressional Hearing
- Spirit Days
- Student Council
- Telehealth Services
- The Horizon Foundation's "Let's Rethink Lunch" program
- Title I
- Trot for Talbott Family Event
- World Language (Pre-K–5 Spanish)
- Yearbook

Thunder Hill Elementary School

PROFILE

2017-18

9357 Mellenbrook Road • Columbia, MD 21045 • 410-313-6922 • thes.hcpss.org/



Thunder Hill Elementary School has provided a supportive and challenging educational environment for students since 1970. Our school community is diverse and we value the qualities that each of our families bring to our school culture. The commitment of our dedicated staff and the tireless efforts of our parents have combined to create a school environment that encourages excellence and focuses on success for all students.

We continue to focus on initiatives and instructional practices that will excite and engage all of our students. We continue with the implementation of the College and Career Readiness Standards. We are working to provide the rigor necessary in our day-to-day instruction to allow students to reach their full potential. In addition, our students have many experiences with the integration of the arts into their daily instruction especially in combination with the STEAM (Science, Technology, Engineering, Arts, and Mathematics) areas. We bring all of these areas together with our annual STEAM Day. We continually strive to provide the structure and resources necessary to ensure that our students will be college or career ready with the foundations for future learning.

The school community at Thunder Hill is dedicated to ensuring the best educational experience for all students. We are "Education with Heart!"

Marti Bowen Miller, Principal
Keith West, Assistant Principal

Fast Facts

Facility opened: 1970

Additions/Renovations

1987 (R), 1988 (A), 1989 (R), 2007 (R/A),
2012 (R/A)

School Capacity:

509
(This does not include additional capacity
provided by 3 portable classrooms.)

Total Enrollment (K-5): 544

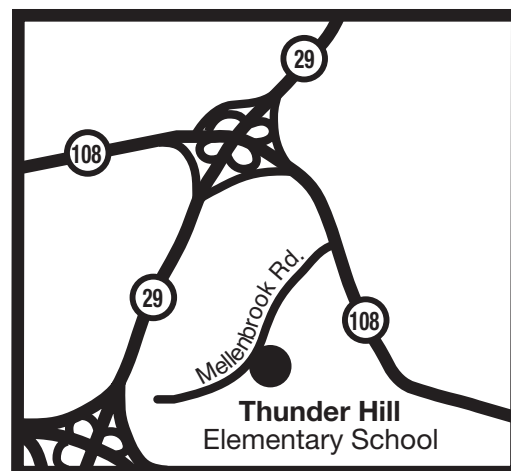
Ethnicity

American Indian/Alaskan	0.6%
Asian	19.7%
Black/African American	24.6%
Hawaiian/Pacific Islander	0.4%
Hispanic/Latino	8.5%
White	39.0%
Two or more races	7.4%

Students Receiving Special Services 2016-17

Free/Reduced Lunch	19.9%
Ltd. English Proficient	≤5.0%
Special Education	9.3%
Title I	0 or <10 students

PTA members: 308



Achievement Data

PARCC Assessment Performance Results – Thunder Hill ES

Performance Level	Mathematics			English Language Arts		
	2017	2016	2015	2017	2016	2015
Level 5: Exceeded expectations	14.3%	11.7%	12.4%	7.2%	<=5	10.3%
Level 4: Met expectations	39.9%	41.6%	39.3%	52.4%	53.1%	42.5%
Level 3: Approached expectations	23.5%	26.6%	19.2%	20.5%	20.5%	22.7%
Level 2: Partially met expectations	13.3%	13.1%	19.2%	12.7%	11.4%	15.9%
Level 1: Did not meet expectations	8.9%	6.9%	9.8%	7.2%	10.3%	8.6%

State accountability information can be accessed at www.mdreportcard.org.

Accomplishments

- Recertified Green School – Maryland Association for Environmental and Outdoor Education (MAEOE), 2014
- PBIS (Positive Behavioral Interventions and Supports) Gold Medal School, 2015, 2016, 2017
- Howard County Health Department Healthy Howard Gold Medal School, 2015
- LEED Silver School (Leadership in Energy and Environmental Design)

Special Programs

- 4th and 5th Grade Chorus
- AAA Safety Patrol
- Academic Life Skills Classes
- After School Program – Columbia Association
- Artist in Residence Program
- Arts Integration School Instructional Model
- Battle of the Books
- Days of Taste Farm to Table Program
- DreamBox Learning Online Math Program
- Family Fit Night
- Field Day
- Girls on the Run Program
- Green School Initiative
- Jump Rope for Heart
- Participants in Howard County Chorus
- Peer Mentors
- Professional Development School: UMBC
- PTA Sponsored 5K and Fun Run
- Regional Academic Life Skills Program
- Spelling Bee
- Stringapaloosa
- Student Council
- Talent Show
- Yearbook

Educational Partnerships

- A-OK Mentoring-Tutoring, Inc.
- Abrakadoodle
- greeNEWit
- Howard County Library, East Columbia Branch
- MKD Kids
- Roundhouse Krav Maga & Martial Arts
- Smoothie King, Columbia
- Subway, Centre Park Drive
- Vitality Concierge Services

Triadelphia Ridge Elementary School

PROFILE

2017-18

13400 Triadelphia Road • Ellicott City, MD 21042 • 410-313-2560 • tres.hcps.org



At Triadelphia Ridge, our mission is to work as a school community so that our students meet high academic expectations that prepare them to succeed in a diverse and changing world.

We will accomplish this through:

- Compassion by maintaining a safe, nurturing, and enriching environment that values and promotes diversity.
- Collaboration by fostering meaningful, purposeful relationships with the school community to empower and engage students in their own learning and supports positive behavior.
- Communication by maintaining open, respectful, and consistent dialogue among all members of the school community.

We are committed to educating the whole child, and students are actively involved in rigorous academic activities each day. As part of a larger belief in the value of student accountability and student engagement, we facilitate students setting academic and personal goals. Our Positive Behavior Interventions and Supports (PBIS) program focuses on reinforcing students to be respectful, responsible, caring and to show integrity. Student are recognized daily, weekly, and monthly for demonstrating these positive behaviors that help us to build a safe and nurturing learning environment.

We are grateful to our devoted PTA, which works in partnership with the school staff to plan cultural arts assemblies, a wellness-walking program, afterschool programs and family fun nights.

Tiffany Tresler, Principal
Heather Moraff, Assistant Principal

Fast Facts

Facility opened: 1998

Additions/Renovations: 2006 (R/A)

School Capacity: 581

Total Enrollment (PreK-5): 553

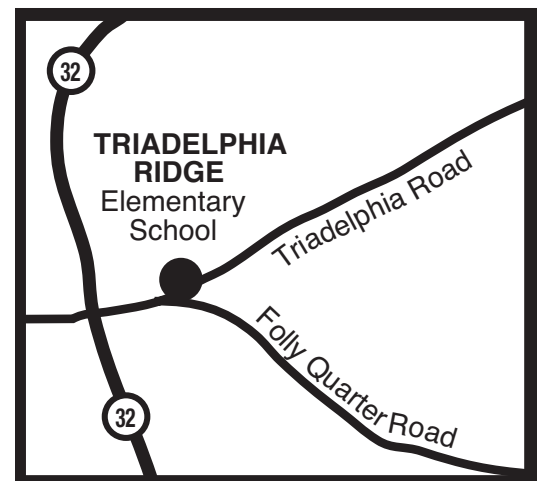
Ethnicity

American Indian/Alaskan	0.2%
Asian	29.8%
Black/African American	6.3%
Hawaiian/Pacific Islander	0.4%
Hispanic/Latino	6.7%
White	48.5%
Two or more races	8.1%

Students Receiving Special Services 2016-17

Free/Reduced Lunch	≤5.0%
Ltd. English Proficient	≤5.0%
Special Education	7.5%
Title I	0 or <10 students

PTA members: 250



Achievement Data

PARCC Assessment Performance Results – CLES

Performance Level	Mathematics			English Language Arts		
	2017	2016	2015	2017	2016	2015
Level 5: Exceeded expectations	25.7%	23.5%	21.2%	9.2%	7.2%	<=5%
Level 4: Met expectations	49.8%	58.1%	48.7%	60.3%	58.5%	58.2%
Level 3: Approached expectations	18.4%	11.6%	19.8%	20.0%	26.7%	26.7%
Level 2: Partially met expectations	<=5	6.1%	7.7%	7.6%	5.8%	7.7%
Level 1: Did not meet expectations	<=5	<=5	<=5%	<=5	<=5	<=5%

State accountability information can be accessed at www.mdreportcard.org.

Special Programs

- TRES Green Team
- TRES Student Council
- First Lego League Teams
- Infants and Toddlers Program
- Howard County Library Geobee
- Howard County Library Spelling Bee
- Howard County Library Battle of the Books
- Howard County Library Rube Goldberg Challenge
- Professional Development School (PDS) – Towson University
- Student Safety Patrol (5th grade)
- Instructional Intervention Team
- Junior Achievement in a Day
- Positive Behavior Interventions and Supports (PBIS)
- PTA Cultural Arts Programs and International Night
- Simulated Congressional Hearing (5th grade)
- Spirit Days
- Student Art Exhibitions
- PTA Sponsored Talent Show
- Walking Program
- 4th and 5th Grade Chorus
- Early Bird Chorus
- After School Programs Sponsored by HC Recreation and Parks
- After School Programs Sponsored by PTA
- Family Fit Night
- Field Day
- Hoops for Heart or Jump Rope for Heart (alternating years)
- Hour of Code
- Engineering Challenge
- Young Authors Contest
- Before and After School Care by HC Recreation and Parks
- Howard County Recreation and Parks Three and Four Year Old Preschool Program

Accomplishments

- Certified Sustaining Green School
- PBIS Gold Award Recognition, 2011–16
- Healthy Howard Award; Platinum Recognition, 2015
- Council of Elders Recognition for Academic Excellence
- Howard County Elementary GT Orchestra – 5 participants
- Howard County Elementary GT Band – 4 participants
- Howard County Honors Band – 3 participants
- Howard County Festival Chorus – 3 participants
- Howard County Children's Chorus – 1 participant
- Peabody Institute Children's Chorus – 2 student
- National Board Certification – 3 teachers

Educational Partnerships

- Brunswick Zone Normandy
- greeNEWit
- Howard Community College, Center for Service Learning
- Howard County Library, Glenwood Branch
- River Hill Grill
- Dandelion Bakery Bistro

Veterans Elementary School

PROFILE

2017-18

4355 Montgomery Road • Ellicott City, MD 21043 • 410-313-1700 • ves.hcps.org/



Veterans Elementary School opened in August, 2007. The goal of our school program is to support the county's Learning and Leading with Equity initiative. Our school mascot is the eagle and the school colors are red, white, and blue. Our School Improvement Team determines the focus of our school program based on relevant data. Our PTA is active and provides many additional programs and services to our students. Parent volunteers assist staff in a number of different ways to help ensure success for every student.

We are very proud of our diverse student population. We have one of the largest ESOL populations in Howard County. We are also proud of the extensive extracurricular programs offered to our students. VES has one of the largest elementary band and orchestra programs in the county. The staff is committed to providing many learning opportunities for children. The staff creates an environment that encourages in all students a high self-esteem, development of effective and creative problem-solving skills and a challenge to reach their fullest potential.

Veterans Elementary School is Howard County's 39th elementary school. This school and its vibrant community are creating an inclusive educational environment where all students can learn and be successful. We are proud of our students that SOAR everyday.

Robert Bruce, Principal
Katie Carter, Assistant Principal
Melisha Martin, Assistant Principal

Fast Facts

Facility opened: 2007

School Capacity: 799
(This does not include additional capacity provided by 5 portable classrooms.)

Total Enrollment (PreK-5): 930

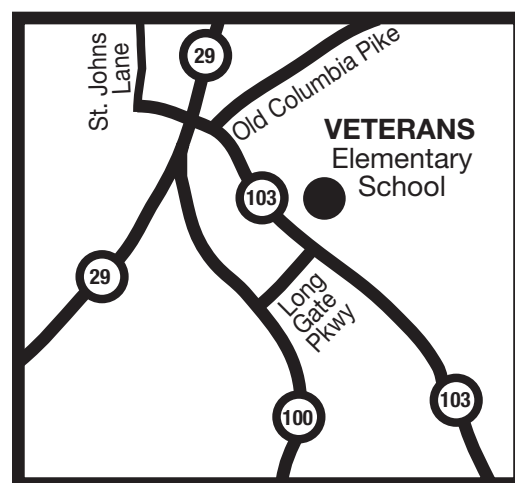
Ethnicity

American Indian/Alaskan	0.1%
Asian	51.1%
Black/African American	12.7%
Hawaiian/Pacific Islander	0.8%
Hispanic/Latino	6.1%
White	26.7%
Two or more races	2.6%

Students Receiving Special Services 2016-17

Free/Reduced Lunch	21.5%
Ltd. English Proficient	11.3%
Special Education	10.4%
Title I	0 or <10 students

PTA members: 467



Achievement Data

PARCC Assessment Performance Results – Veterans Elementary

Performance Level	Mathematics			English Language Arts		
	2017	2016	2015	2017	2016	2015
Level 5: Exceeded expectations	17.9%	15.6%	12.4%	6.5%	<=5	8.4%
Level 4: Met expectations	45.5%	48.9%	43.5%	53.0%	52.1%	47.7%
Level 3: Approached expectations	22.3%	22.4%	23.9%	20.8%	25.6%	25.2%
Level 2: Partially met expectations	10.2%	10.0%	14.6%	15.0%	11.1%	12.2%
Level 1: Did not meet expectations	<=5	<=5	5.5%	<=5	6.4%	6.5%

State accountability information can be accessed at www.mdreportcard.org.

Accomplishments

- Math Olympiad Highest Team Achievement – 2012, 2013
- Carson Scholarship Winners 2011, 2013, 2014
- PBIS Gold Award Recognition, 2010–17
- National Network of Partnership Schools – Johns Hopkins University
- Professional Development School, Early Childhood – Towson University
- Battle of the Books 2016 – 1st, 2nd, and 3rd Place
- Battle of the Books 2017 – Third Place

Special Programs

- Academic Life Skills Program
- Gifted and Talented Program
- Green School Initiative
- PBIS – Positive Behavioral Interventions and Supports
- PTA Cultural Arts Program
- Reading Recovery – one-on-one reading intervention program for first graders
- Regional Early Childhood Program
- Terrapin Institute Diamondback Rescue Program
- Veterans Academy Scholars Program

Educational Partnerships


- Alpha Kappa Alpha Sorority, Inc. – Greater Howard County Pearls
- Bethel Baptist Church
- Brunswick Zone Normandy
- Howard County Library, Miller Branch
- Okinawan Karate Dojo
- Veterans of Foreign Wars Auxiliary, Yingling-Ridgely Post 7472
- Veterans of Foreign Wars of the United States, Yingling-Ridgely Post 7472
- YMCA of Central Maryland, Dancel Family Center

Waterloo Elementary School

PROFILE

2017-18

5940 Waterloo Road • Columbia, MD 21045 • 410-313-5014 • wates.hcps.org/



Waterloo Elementary was one of six schools statewide to earn the 2018 Blue Ribbon School designation and award from the Maryland State Department of Education! Waterloo has proudly served our community for 53 years. The students, staff, and families of Waterloo are proud of our rich tradition of excellence, dedication, creativity, and compassion. In our dedicated efforts to provide meaningful and targeted instruction that meets the individual needs of each child, our teachers and school improvement efforts adhere to the following cyclical philosophy: Continuous Reflection – Intentional Implementations – Analytical Results.

Collaborative team planning is instrumental in providing differentiated instruction for our students. Our Literacy and Math Coaches assist teachers with accessing latest instructional strategies and implementing lessons that are aligned with Common Core standards.

We are committed to fostering an environment conducive to teaching and learning. Waterloo students are engaged learners who strive daily to represent themselves, intellectually, behaviorally, and socially, in a positive manner. Student efforts are recognized and celebrated by staff members and explicit lessons are taught throughout the year that introduce and reinforce those leadership and perseverance skills so instrumental for success.

Waterloo Elementary is also proud of our strong and active partnership with our dedicated PTA. Family involvement is encouraged through volunteerism, PTA participation, or attending school/PTA sponsored functions. The commitment demonstrated by our staff, students, and supportive community enhances the school experience for all.

No Doubts...No Limits...

Sean Martin, Principal
Janet Yarn, Assistant Principal

Fast Facts

Facility opened: 1964

Additions/Renovations

1987 (R/A), 1998 (A), 2007 (A), 2010 (R)

School Capacity: 663

(This does not include additional capacity provided by 4 portable classrooms.)

Total Enrollment (PreK-5): 635

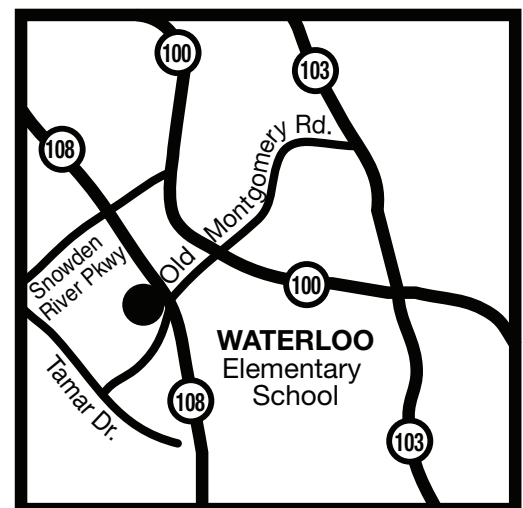
Ethnicity

American Indian/Alaskan	0.6%
Asian	20.5%
Black/African American	31.2%
Hawaiian/Pacific Islander	0.3%
Hispanic/Latino	5.7%
White	34.0%
Two or more races	7.7%

Students Receiving Special Services 2016-17

Free/Reduced Lunch	27.8%
Ltd. English Proficient	7.3%
Special Education	17.5%
Title I	0 or <10 students

PTA members: 280



Achievement Data

PARCC Assessment Performance Results – Waterloo ES

Performance Level	Mathematics			English Language Arts		
	2017	2016	2015	2017	2016	2015
Level 5: Exceeded expectations	17.7%	11.2%	10.7%	13.7%	8.7%	6.9%
Level 4: Met expectations	36.1%	45.5%	37.2%	52.0%	45.5%	43.3%
Level 3: Approached expectations	24.7%	23.1%	27.2%	16.7%	23.1%	26.6%
Level 2: Partially met expectations	13.7%	14.3%	20.7%	11.0%	14.3%	17.0%
Level 1: Did not meet expectations	7.7%	5.9%	<=5%	6.7%	8.4%	6.2%

State accountability information can be accessed at www.mdreportcard.org.

Special Programs

- Recipient of the IBM Volunteerism Grant – Technology Focus
- Recipient of the Northrop Grumman STEM Grant
- Math Olympian
- Girls on the Run Program
- Let Me Run Boys Program
- Parks and Recreation After School Programming
- Professional Development School – Partnerships with University of Maryland and Towson University
- Simulated Congressional Hearing Participant – 5th Grade
- Regional Early Childhood Center
- Regional Program for Students with Emotional/Social Disabilities

Accomplishments

- 2018 Maryland State Blue Ribbon School
- Nominated for 2018 National Blue Ribbon Status
- Honor Roll Distinction for Intermediate Level Students
- Green School Recognition and Designation – 2016, 2017
- PBIS Silver School – 2014, 2015,
- PBIS Gold School – 2011, 2012, 2013, 2016, 2017
- Healthy Howard Bronze School – 2014, 2015, 2016
- Participant and Award Winners in Baltimore Museum of Industry STEM Competitions – Rube Goldberg Engineering Challenge, 2016; Safe Racer Challenge, 2015, 2016; Paper Airplane Challenge, 2015, 2016
- Representation on GT and Honors Band/Orchestra Programs – 2016, 2017

Educational Partnerships

- Eggspectations
- Chick-fil-A, Executive Park Drive
- The First Tee of Howard County
- Giant Food – Distribution Operations
- greeNEWit
- Howard County Library, Miller Branch
- Victory Martial Arts

Waverly Elementary School

PROFILE

2017-18

10220 Wetherburn Road • Ellicott City, MD 21042 • 410-313-2819 • waves.hcpss.org/



The staff, students, and parents of Waverly Elementary School are proud of our tradition of academic excellence, utilizing exemplary practices to ensure student success. We value the importance of developing an inclusive and nurturing environment in which our students will thrive. As we strive to ensure academic success and social-emotional well-being for each of our students, our PBIS (Positive Behavioral Interventions and Supports) program holds high its mission: We are a diverse learning community of students, staff and families committed to...Being respectful to others...Being responsible for our actions and our work... Including everyone...and Practicing safe behaviors. We are pleased to sponsor our Kid Council, in partnership with the PTA, offering students in Grades 3-5 the opportunity to engage in leadership activities supporting schoolwide initiatives and activities.

Our strong partnership with parents contributes greatly to the success of our students. We are deeply enriched by the level of community involvement at Waverly. Our PTA boasts 358 members, and actively supports many of our programs in both the related arts and academic areas of the curriculum.

We are pleased to be a Professional Development School in partnership with Towson University. Our PDS promotes learning and enhances the instructional climate of our school, while supporting the professional growth of our teaching staff and the development of teaching interns from the University.

The 2017-18 school year has been very exciting as our building undergoes major expansion and renovation. Our sparkling new look provides the perfect setting as we work together to build success for all of our students.

Kathy Jacobs, Principal
Rachel Edoho-Eket, Assistant Principal

Fast Facts

Facility opened: 1990

Additions/Renovations: 2007 (A)

School Capacity: 616

(This does not include additional capacity provided by 9 portable classrooms.)

Total Enrollment (PreK-5): 770

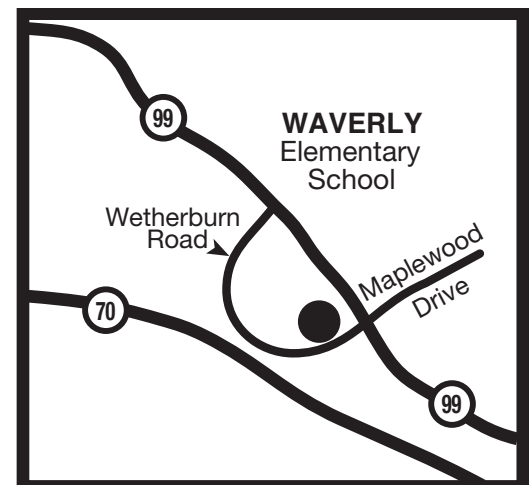
Ethnicity

American Indian/Alaskan	0.1%
Asian	41.2%
Black/African American	6.9%
Hawaiian/Pacific Islander	0%
Hispanic/Latino	2.3%
White	45.5%
Two or more races	4.0%

Students Receiving Special Services 2016-17

Free/Reduced Lunch	≤5.0%
Ltd. English Proficient	≤5.0%
Special Education	12.7%
Title I	0 or <10 students

PTA members: 358



Achievement Data

PARCC Assessment Performance Results – Waverly ES

Performance Level	Mathematics			English Language Arts		
	2017	2016	2015	2017	2016	2015
Level 5: Exceeded expectations	27.4%	20.7%	16.7%	15.5%	10.4%	8.9%
Level 4: Met expectations	48.9%	56.3%	49.5%	62.5%	60.2%	61.1%
Level 3: Approached expectations	16.8%	16.8%	22.7%	16.6%	21.9%	19.3%
Level 2: Partially met expectations	6.1%	<=5	7.8%	<=5	6.3%	8.1%
Level 1: Did not meet expectations	<=5	<=5	<=5%	<=5	<=5	<=5%

State accountability information can be accessed at www.mdreportcard.org.

Special Programs

- AAA Safety Patrol
- Kid Council
- Family FIT Night
- Howard County Public Library Spelling Bee, Battle of the Books, and Rube Goldberg participant
- Professional Development School with Towson University supporting the professional growth of our teaching staff and the development of teaching interns from the University.
- PTA Cultural Arts Program
- Recipient of PTA Council of Howard County Reflections Contest Awards
- Regional Early Childhood Center – designed to meet the special needs of youngsters with various disabilities from birth to age five.
- Schoolwide Science Fair
- Simulated Congressional Hearing
- Special education and related services are provided in a variety of settings, and all classrooms include typically developing peers. Continuum of Comprehensive Services: Resource, Regional Academic Life Skills, Elementary-Primary Learner
- STEM Day
- World Language Program: Students in grades 1–5 receive daily Spanish instruction

Accomplishments

- 2017 Counselor of the Year
- NICHE.com #1 Ranked HCPSS Elementary School 2018
- PBIS (Positive Behavioral Interventions and Supports) School, 2017 Silver Award Recipient, 2015 and 2016 Bronze Award Recipient
- Maryland Green School, 2015-2016
- Jump Rope for Heart Award Winning School – #1 in Maryland for Top School Award

Educational Partnerships

- Howard County Library, Miller Branch
- Towson University
- We Promote Health

Our Mission

The Waverly Elementary School Community will create an environment of excellence in teaching and learning where all students reach high academic standards and learn to be caring and responsible citizens.

WAVES

sharing and promoting...

*Wisdom *Achievement *Values

*Enthusiasm *Success

West Friendship Elementary School

PROFILE

2017-18

12500 Frederick Road • West Friendship, MD 21794 • 410-313-5512 • wfes.hcpss.org/



Our vision is for every student to be inspired to learn and empowered to excel. We cultivate a learning community that prepares children to thrive in a dynamic world. To develop a love of learning and habit of academic excellence in all our children, we offer an inspiring, engaging and supportive environment.

"I am respectful, I am responsible, I am ready to learn. I will always be a friend at West Friendship!" These are the ideals our students proudly demonstrate on a daily basis, creating a close community of learners. Our staff provides personal attention, encouragement, and consistent support, to foster perseverance and creative/critical thinking. We work to develop the stamina for deep thinking that successful students demonstrate when encountering challenges or an unfamiliar topic and facilitate questioning and risk-taking when learning. Students learn 21st-century research and information literacy skills that allow them to use technology and applications to evaluate, synthesize, and share information.

Our PTA is a collaborative partner, providing support for our school programs, academic/social goals and promoting health and wellness. Our parents volunteer, serve on committees and support initiatives such as cultural arts, parent education workshops, family fun nights, green school awareness, and several community drives.

We focus on the whole child, take learning very seriously, and have lots of fun along the way. West Friendship is a great place to learn!

Kaye M. Breon, Principal
Ann Steger, Assistant Principal

Fast Facts

Facility opened: 1925

Additions/Renovations

1950 (A), 1962 (A), 1971 (R/A),
1978 (R/A), 2004 (R), 2005 (R)

School Capacity: 414

Total Enrollment (K-5): 327

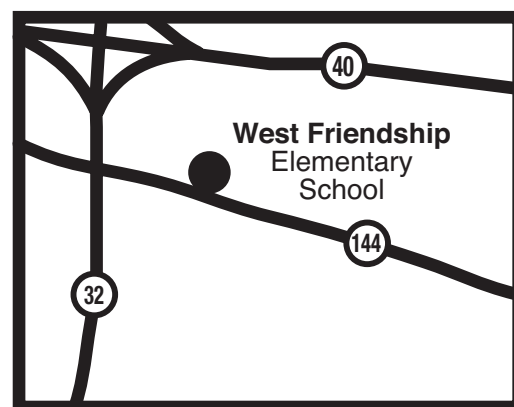
Ethnicity

American Indian/Alaskan	0%
Asian	22.3%
Black/African American	4.3%
Hawaiian/Pacific Islander	0.3%
Hispanic/Latino	4.0%
White	63.0%
Two or more races	6.1%

Students Receiving Special Services 2016-17

Free/Reduced Lunch	≤5.0%
Ltd. English Proficient	≤5.0%
Special Education	6.8%
Title I	0 or <10 students

PTA members: 195



Achievement Data

PARCC Assessment Performance Results – West Friendship ES

Performance Level	Mathematics			English Language Arts		
	2017	2016	2015	2017	2016	2015
Level 5: Exceeded expectations	24.1%	19.4%	12.4%	15.7%	8.2%	6.2%
Level 4: Met expectations	50.6%	58.8%	52.4%	61.0%	61.6%	57.9%
Level 3: Approached expectations	16.7%	15.6%	26.9%	12.8%	20.1%	24.8%
Level 2: Partially met expectations	6.3%	5.6%	8.3%	5.8%	6.9%	9.0%
Level 1: Did not meet expectations	<=5	<=5	<=5%	<=5	<=5	<=5%

State accountability information can be accessed at www.mdreportcard.org.

Special Programs

- Career Day
- Comprehensive PTA Cultural Arts Program
- Days of Taste Farm to Table Program
- Family Fitness Night
- Family Reading and Math Nights
- 4th and 5th Grade Chorus and Advanced Chorus
- 4th and 5th Grade Percussion Ensembles
- 5th/2nd Grade Native Plant and Pollinator Unit
- Field Day
- Hour of Code
- Howard County Library Programs – Battle of the Book, Spelling Bee, Bumble Bee, Summer Reading Program
- Jump Rope for Heart
- Junior Achievement in a Day
- Night of Excellence
- Peer Mentor Program
- Positive Behavioral Interventions and Supports (PBIS)
- PTA After-school Enrichment Programs
- Schoolwide Community Outreach Programs
- Schoolwide Planting (Beautification) Day
- School Play
- Spirit Days
- STEM Day/Science Fair
- Student Leadership Team
- Tiger Cub Club – incoming kindergarten students
- TREC Recycling Challenge
- TV Morning News Broadcast
- Unheard Perspectives
- Walking Wednesday

Educational Partnerships

- Howard County Library, Glenwood Branch
- Junior Achievement of Central Maryland, Inc.
- Luna Day Spa
- Sport Clips, Turf Valley
- Turf Valley Resort
- West Friendship Volunteer Fire Department

Accomplishments

School

- PBIS Gold Recognition
- Healthy Howard Gold recognition
- MD Green School Certified
- Certified Monarch Waystation
- Community Outreach recognition

Student/Staff

- The Council of Elders Celebration of Academic Achievement
- Participation in Howard County Library programs: Battle of Books, Spelling Bee, Bumble Bee
- Finalist for Howard County Library Summer Reading Club
- ExploraVision Competition
- Recognized for funds raised through Hoops for Heart and Jump Rope for Heart
- Participation in GT/Enrichment Band and Orchestra
- Participation in Howard County Children's Chorus
- Participation in Music Solo and Ensemble Festival
- Special Education - Staff honored by Techniques for Success as "Favorite Educators"

Worthington Elementary School

PROFILE

2017-18

4570 Roundhill Road • Ellicott City, MD 21043 • 410-313-2825 • wes.hcpss.org/



Worthington Elementary

Building Positive Relationships for a Collaborative Learning Community

Worthington Elementary is a community school located in Ellicott City. We are proud to be celebrating over 40 years of service to our community. At Worthington, we take pride in our culturally diverse population and we value the learning strengths and needs of each student.

As we consider the HCPSS systemic call to action, "Learning and Leading with Equity," the staff of Worthington is fully invested in the vision and mission of our school system. The provision of a safe and inclusive learning environment that values and respects the gifts of each child is our highest importance. Our dedicated staff is committed to helping each student reach his/her potential. In order to achieve this, we believe in collaborative team planning and know that it is instrumental in providing differentiated instruction for our students. Our Reading and Math Support Teachers assist staff with accessing the latest instructional strategies and implementing lessons that are aligned with Maryland College and Career-Ready Standards.

Our "PAWS" Program encourages students to follow our expectations of Being Prepared, Always Kind, Working Hard and Safe. By supporting this positive behavior, we help create a safe, nurturing and supportive environment for optimal learning. With this commitment, our school has received the Positive Behavioral Incentive System (PBIS) Gold Award.

Worthington Elementary has a strong PTA partnership that enables us to provide many additional opportunities for our students, such as family events, wellness activities, after school clubs, and cultural arts programs. Worthington appreciates the contributions of our PTA, volunteers and business partners. We welcome everyone to visit Worthington!

Kelli Jenkins, Principal
Jason Morton-Ortega, Assistant Principal

Fast Facts

Facility opened: 1976

Additions/Renovations

1989 (R/A), 1998 (A), 2007, 2008 (R)

School Capacity: 590

(This does not include additional capacity provided by 1 portable classroom.)

Total Enrollment (K-5): 515

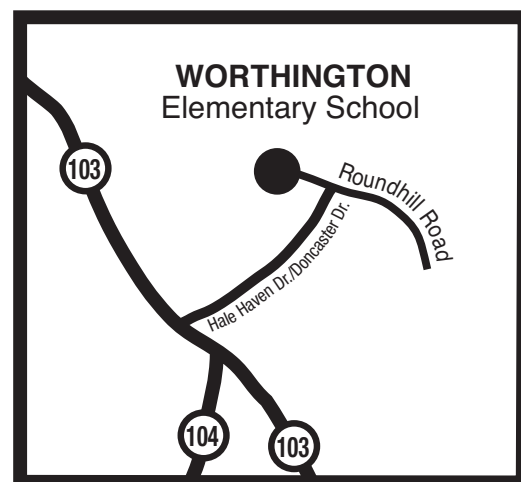
Ethnicity

American Indian/Alaskan	0.2%
Asian	35.5%
Black/African American	7.4%
Hawaiian/Pacific Islander	0%
Hispanic/Latino	4.1%
White	48.0%
Two or more races	4.9%

Students Receiving Special Services 2016-17

Free/Reduced Lunch	5.7%
Ltd. English Proficient	≤5.0%
Special Education	6.9%
Title	0 or <10 students

PTA members: 182 families



Achievement Data

PARCC Assessment Performance Results – Worthington ES

Performance Level	Mathematics			English Language Arts		
	2017	2016	2015	2017	2016	2015
Level 5: Exceeded expectations	16.1%	18.0%	11.8%	<=5	7.7%	7.9%
Level 4: Met expectations	58.5%	58.8%	53.3%	55.9%	61.4%	55.2%
Level 3: Approached expectations	18.6%	16.5%	24.9%	26.0%	22.1%	24.1%
Level 2: Partially met expectations	<=5	5.3%	8.7%	8.0%	7.0%	9.0%
Level 1: Did not meet expectations	<=5	<=5	<=5%	5.1%	<=5	<=5%

State accountability information can be accessed at www.mdreportcard.org.

Accomplishments

- PBIS Gold Award
- Student participation in GT/Enrichment Band
- Student participation in GT/Enrichment Orchestra
- Student participation in Honors Band
- Howard County Library Battle of the Books 1st Place Award
- Howard County Library System Bumble Bee and Spelling Bee
- Math Olympiad – Recipient of Meritorious Award

Special Programs

- 4th and 5th Grade Chorus
- AAA Safety Patrol
- Columbia Association Before and After Care Program
- After School PTA Sponsored Programs: Chess, Drama, Legos, Science
- BSAP Evening of Excellence
- Daily 5 Reading Program (K-2)
- Days of Taste Farm to Table Program
- Family Fit Night
- Family Math and Reading Night
- Field Day
- Gifted and Talented Program
- Girls On The Run Program
- Hour of Code
- Howard County Elementary Solo and Ensemble Festival
- Howard County Library Rube Goldberg Engineering Challenge

- Howard County Library Summer Reading Program
- Howard County Reading Council Young Authors Contest
- Howard County Recreation and Parks After School Activities
- How Girls Code Program
- Instructional Intervention Team
- Jump Rope for Heart
- PTA Cultural Arts Programs
- PTA International Night
- PTA Restaurant Nights
- Science and Enrichment Fair
- Simulated Congressional Hearings
- Spirit Days
- Student Council
- Turkey Trot

Educational Partnerships

- Brunswick Zone Normandy
- Chick-fil-A, Executive Park Drive
- Howard County Library, Miller Branch
- Okinawan Karate Dojo
- One Dish Cuisine
- The Columbia Bank, Gateway Plaza