

Attendance Area Adjustment Committee

August 28, 2012

Meeting Agenda

- Correspondence
- Scenario Work
 - L-10 / M-9 Plans Assessment
 - Group Consensus Points
- Evaluation
- Continuing role for members

Correspondence

- Email
 - Come in to BOE office
 - Over 300 emails
 - Many more to come
 - Boilerplate evident
 - Some propose scenarios
 - Vary over time by scenario being tested

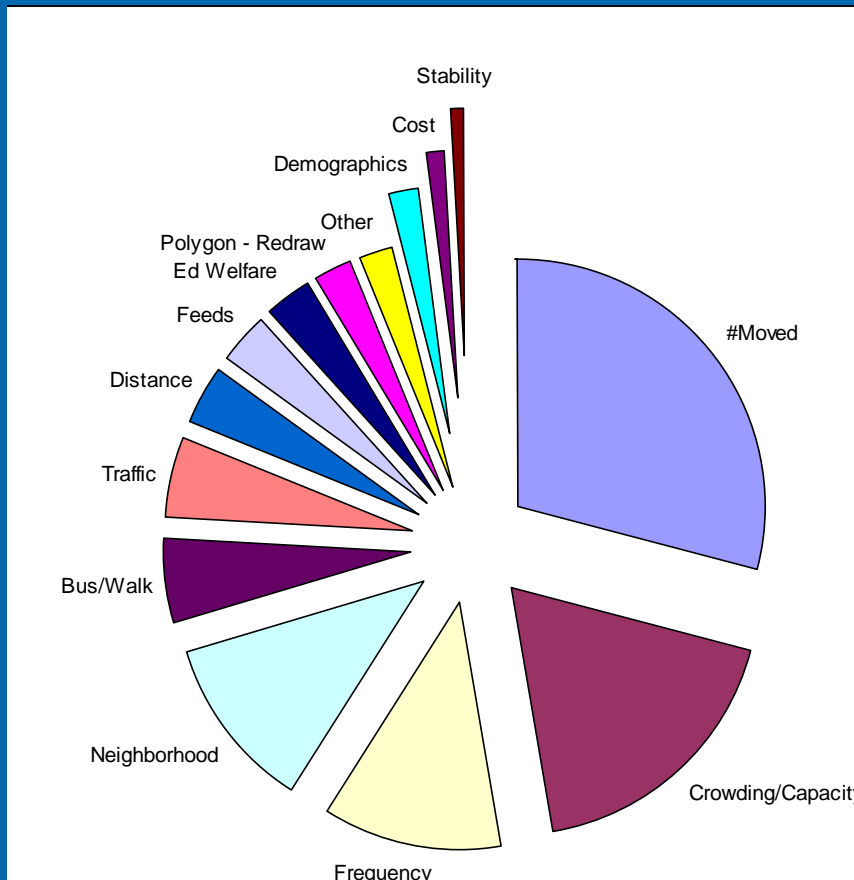
- Staff
 - Reads and logs
 - Considers for staff plan

- Committee
 - Received and read emails
 - Attempted to bring into scenarios

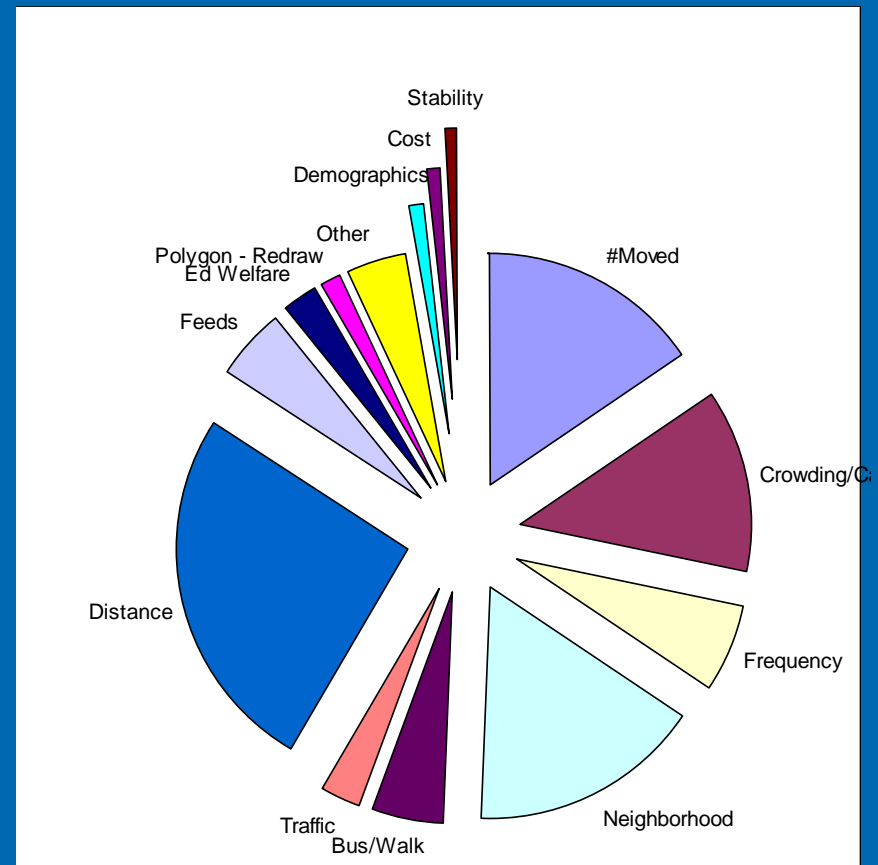
Correspondence

- Email
 - Come in to BOE office
 - Over 300 emails
 - Many more to come
 - Boilerplate evident
 - Some propose scenarios
 - Vary over time by scenario being tested
- Staff
 - Reads and logs
 - Considers for staff plan
- Committee
 - Received and read emails
 - Attempted to bring into scenarios

Correspondence



Meeting 5



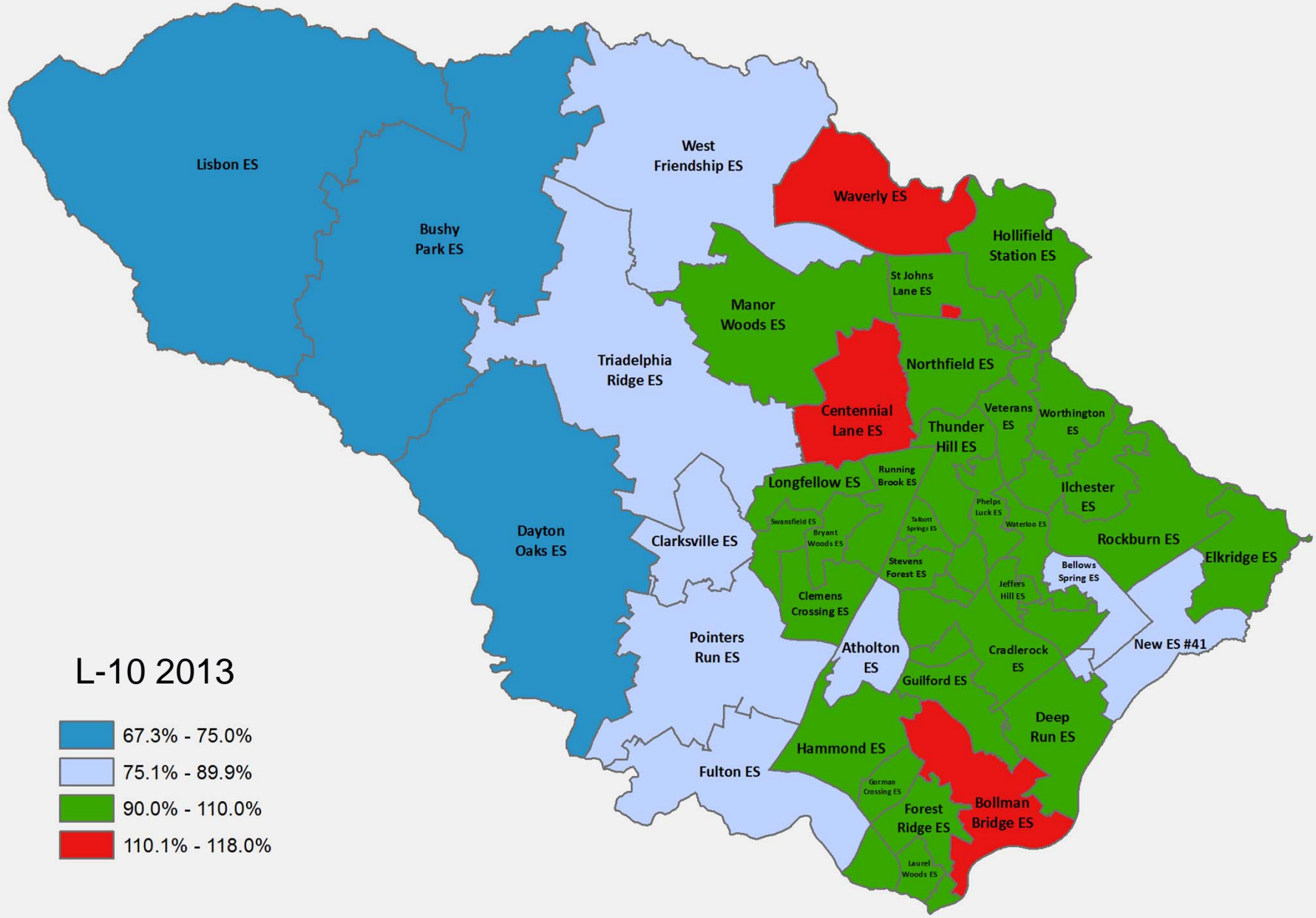
Meeting 9

Compare Staff to L-10

Elementary School Summary			Current	Staff Plan	L-10 Plan
Balance FARMS %	(ES Average = 19%)	19.4%	20.0%	20.0%	
	StdDev	16.24	16.67	16.50	
			NEGLIGIBLE	NEGLIGIBLE	
Balance MSA Reading Pass Rate	(ES Average = 93%)	93.0%	92.9%	92.9%	
	StdDev	4.83	4.82	4.75	
			NEGLIGIBLE	NEGLIGIBLE	
Balance MSA Math Pass Rate	(ES Average = 94%)	94.0%	93.9%	93.9%	
	StdDev	4.56	4.63	4.67	
			NEGLIGIBLE	NEGLIGIBLE	
Consecutive Years Under 110%	# of Schools Strengthened	NA	8	10	
	# of Schools Weakened	NA	4	6	
	Mean	7.4	8.1	8.4	
			NEGLIGIBLE	NEGLIGIBLE	
Target Utilization Changed Schools 2013	# of Schools Strengthened	NA	18	18	
	# of Schools Weakened	NA	1	7	
			STRENGTH	STRENGTH	
Target Utilization Changed Schools 2023	# of Schools Strengthened	NA	8	11	
	# of Schools Weakened	NA	11	14	
			WEAKNESS	WEAKNESS	
Proximity to School	# of Schools Strengthened	NA	10	9	
	# of Schools Weakened	NA	9	16	
	Mean	5722	5646	5715	
	(smaller # = closer set of polygons)		NEGLIGIBLE	NEGLIGIBLE	
Non-Contiguous Attendance Areas	Number of "Islands"	4	3	3	
			STRENGTH	STRENGTH	
Transportation Costs	(ES Avg Rating = 0.00) (pos=savings; neg=cost)	NA	0.02	0.00	
			STRENGTH	NEGLIGIBLE	
Students Moved	Number	NA	2866	2657	
	% of Enrollment	NA	12.4%	11.5%	
			HIGH	HIGH	
			MOVEMENT	MOVEMENT	
Students moved too soon after last move	Number	NA	0	0	
	% of Enrollment	NA	0.0%	0.0%	
			NO MOVEMENT	NO MOVEMENT	
Small ES-to-MS Feeds (under 15%)	# of Small Feeds	18	21	22	
			WEAKNESS	WEAKNESS	
Double Small Feeds	# of Double Small Feeds	3	2	2	
			STRENGTH	STRENGTH	
Low Utilization (Under 90%) 2012-2023	Per-school Average Years	3.9	2.6	2.4	
			STRENGTH	STRENGTH	
High Utilization (Over 110%) 2012-2023	Per-school Average Years	4.5	3.9	3.4	
			STRENGTH	STRENGTH	

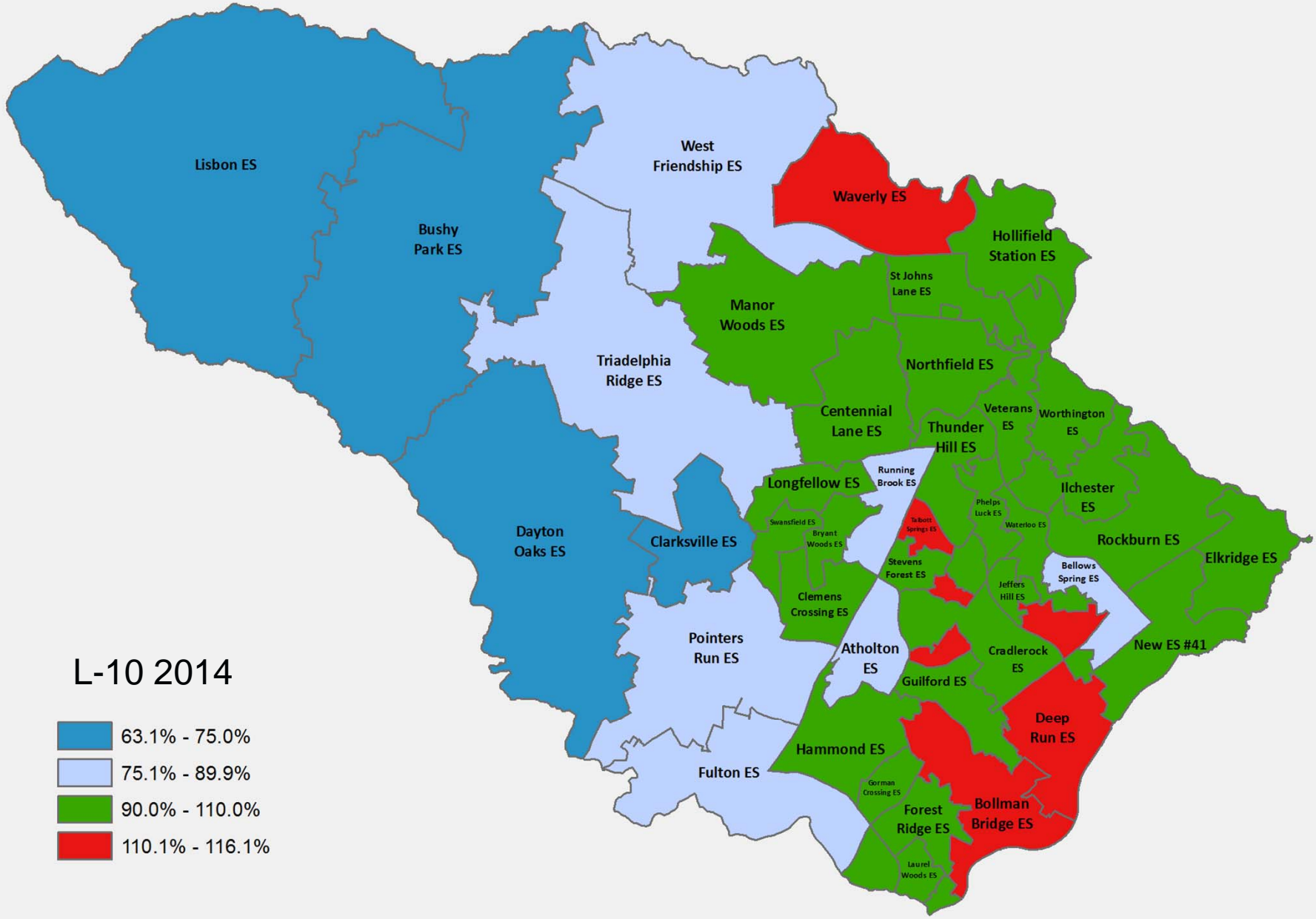
Compare Staff to M-9

Middle School Summary			Staff Plan	M-9 Plan
		Current		
Balance FARMS %	(MS Average = 17%)	17.4%	17.9%	18.1%
	StdDev	13.37	13.24	13.15
			NEGLIGIBLE	NEGLIGIBLE
Balance MSA Reading Pass Rate	(MS Average = 93%)	93.3%	92.9%	92.8%
	StdDev	4.17	4.12	4.00
			NEGLIGIBLE	NEGLIGIBLE
Balance MSA Math Pass Rate	(MS Average = 90%)	89.6%	89.5%	89.3%
	StdDev	7.33	6.95	7.22
			NEGLIGIBLE	NEGLIGIBLE
Consecutive Years Under 110%	# of Schools Strengthened	NA	8	10
	# of Schools Weakened	NA	1	4
	Mean	6.3	7.6	8.0
			STRENGTH	STRENGTH
Target Utilization Changed Schools 2013	# of Schools Strengthened	NA	0	0
	# of Schools Weakened	NA	0	1
			NEGLIGIBLE	WEAKNESS
Target Utilization Changed Schools 2023	# of Schools Strengthened	NA	6	6
	# of Schools Weakened	NA	12	13
			WEAKNESS	WEAKNESS
Proximity to School	# of Schools Strengthened	NA	8	10
	# of Schools Weakened	NA	10	9
	Mean	7896	81769	8379
	(smaller # = closer set of polygons)		WEAKNESS	WEAKNESS
Non-Contiguous Attendance Areas	Number of "Islands"	1	0	1
			STRENGTH	NEGLIGIBLE
Transportation Costs	(MS Avg Rating = 0.00)	NA	-0.05	0.00
	(pos=savings; neg=cost)		WEAKNESS	NEGLIGIBLE
Students Moved	Number	NA	2117	2111
	% of Enrollment	NA	18.6%	17.7%
			HIGH MOVEMENT	HIGH MOVEMENT
Students moved too soon after last move	Number	NA	0	0
	% of Enrollment	NA	0.0%	0.0%
			NO MOVEMENT	NO MOVEMENT
Small ES-to-MS Feeds (under 15%)	# of Small Feeds	18	9	7
			STRENGTH	STRENGTH
Small MS-to-HS Feeds (under 15%)	# of Small Feeds	6	18	19
			WEAKNESS	WEAKNESS
Double Small Feeds	# of Double Small Feeds	3	2	2
			STRENGTH	STRENGTH
Low Utilization (Under 90%) 2012-2023	Per-school Average Years	3.7	2.5	1.7
			STRENGTH	STRENGTH
High Utilization (Over 110%) 2012-2023	Per-school Average Years	5.6	4.2	3.9
			STRENGTH	STRENGTH



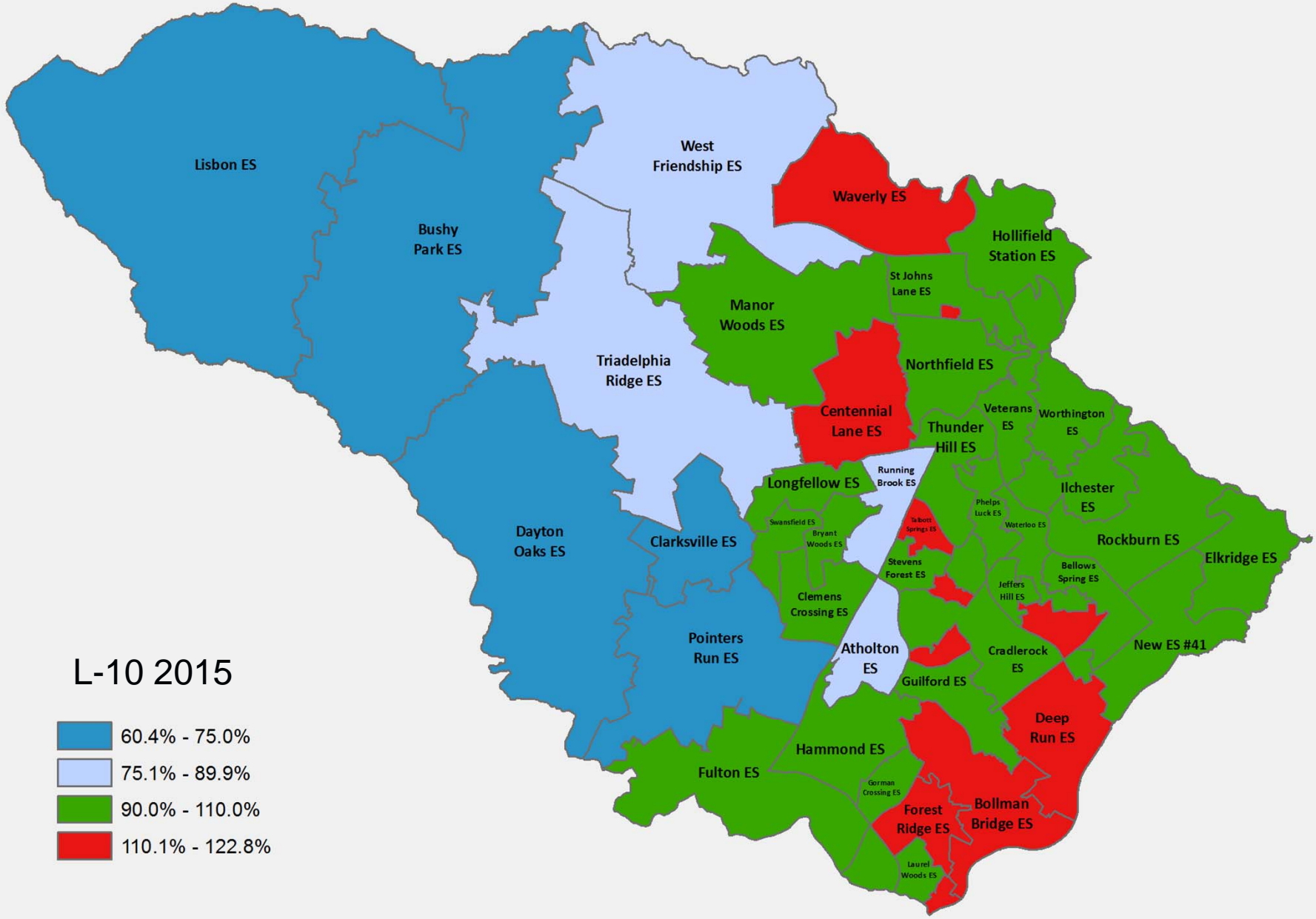
L-10 2013

- 67.3% - 75.0%
- 75.1% - 89.9%
- 90.0% - 110.0%
- 110.1% - 118.0%



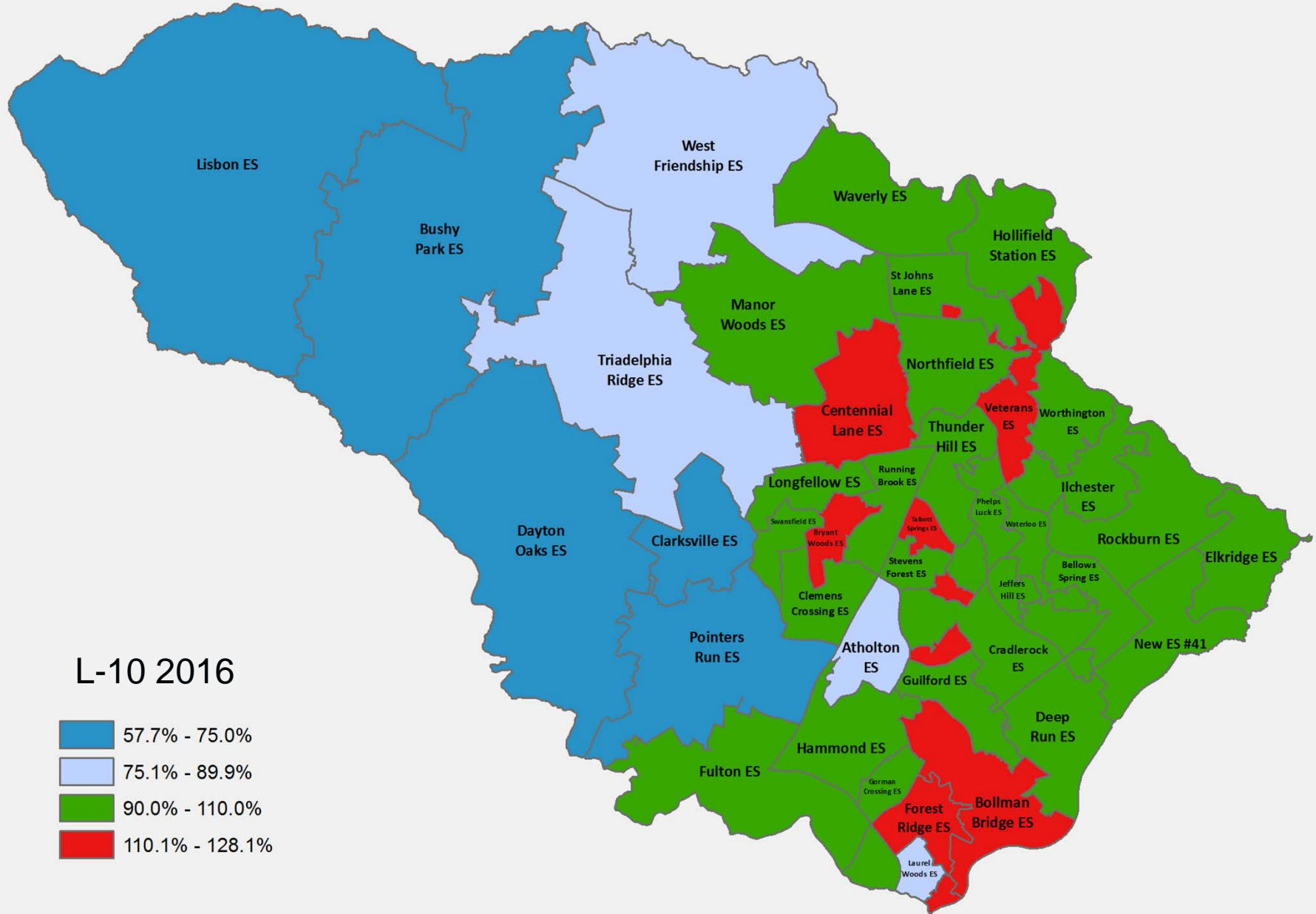
L-10 2014

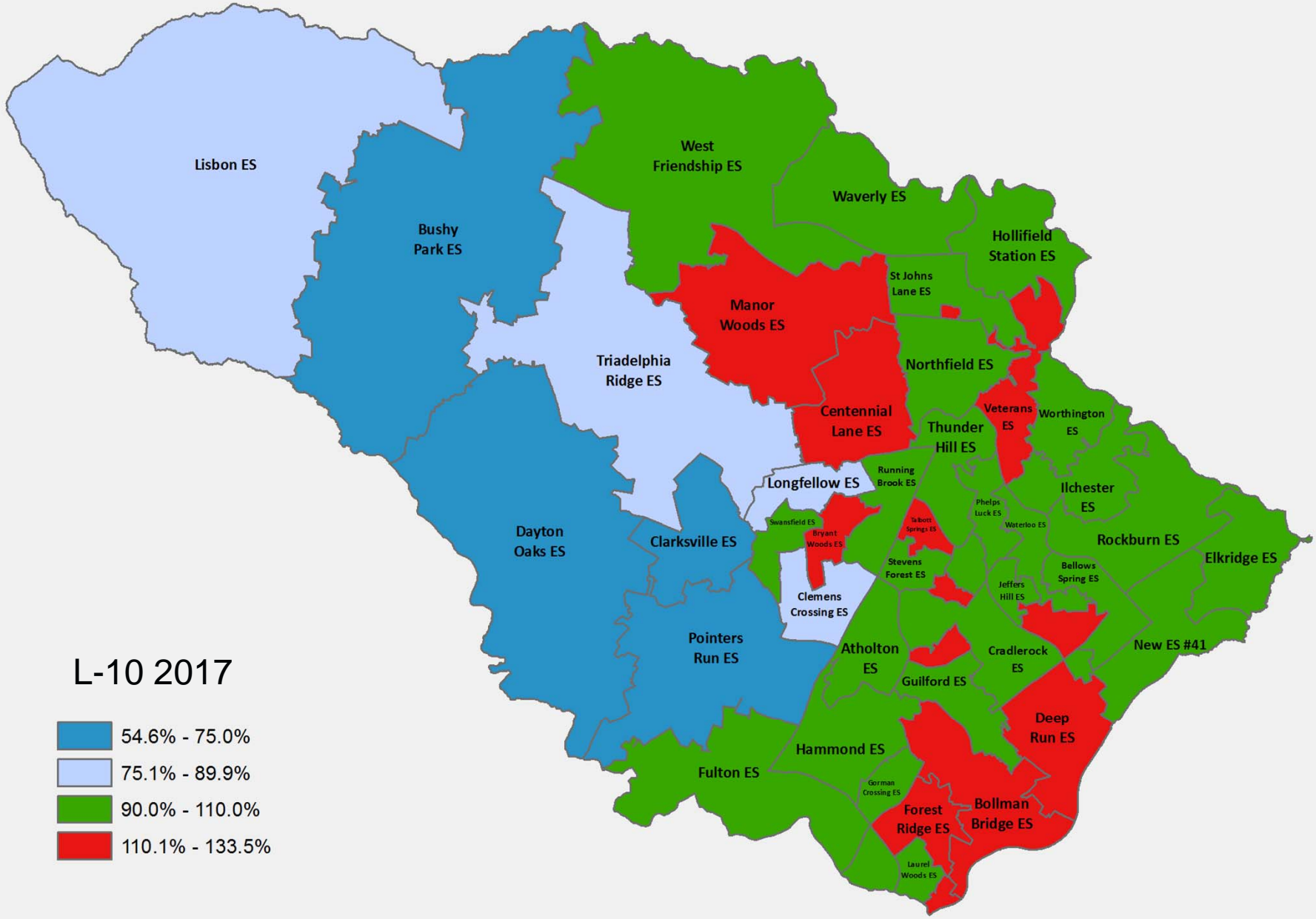
- 63.1% - 75.0%
- 75.1% - 89.9%
- 90.0% - 110.0%
- 110.1% - 116.1%



L-10 2015

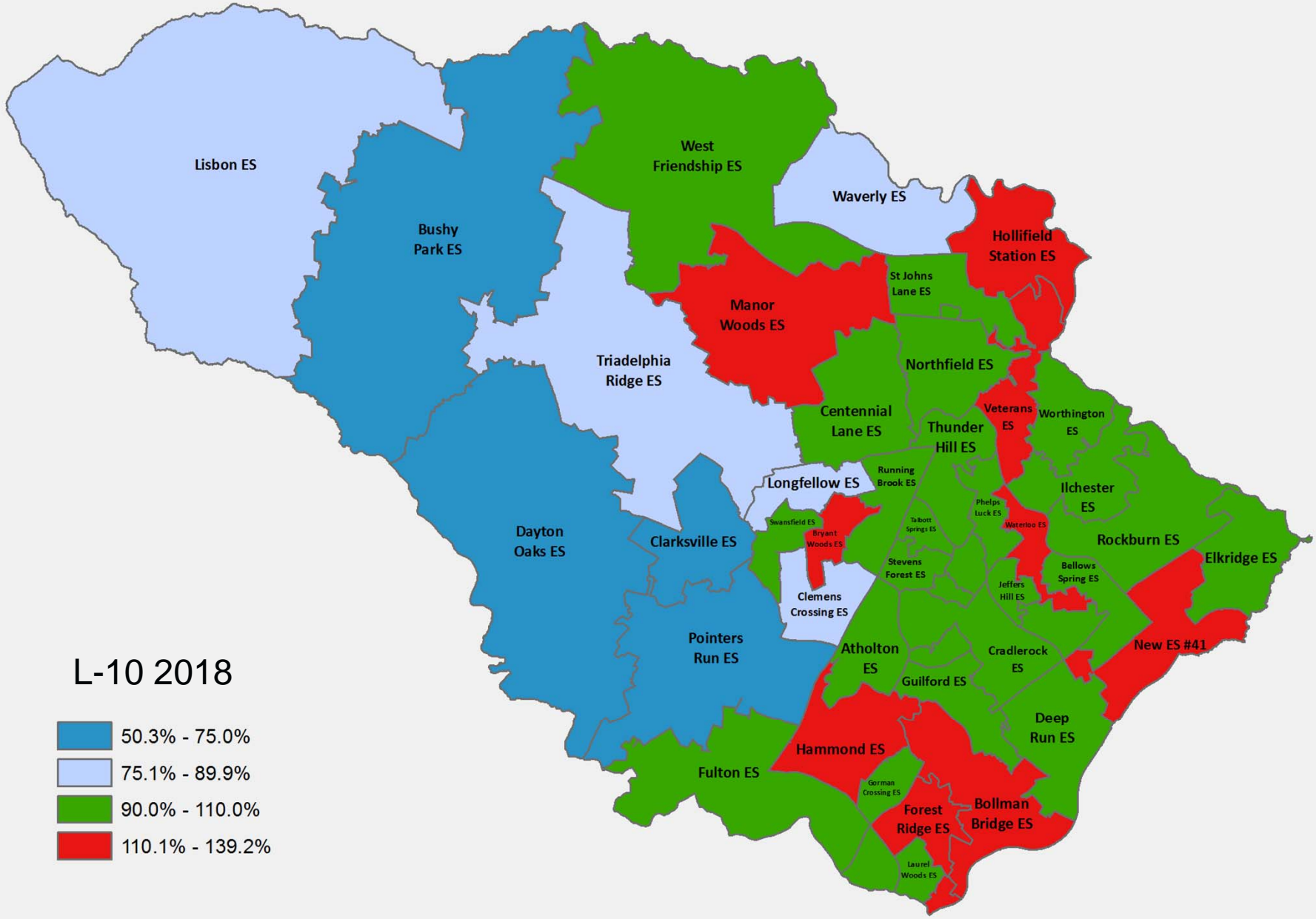
- 60.4% - 75.0%
- 75.1% - 89.9%
- 90.0% - 110.0%
- 110.1% - 122.8%





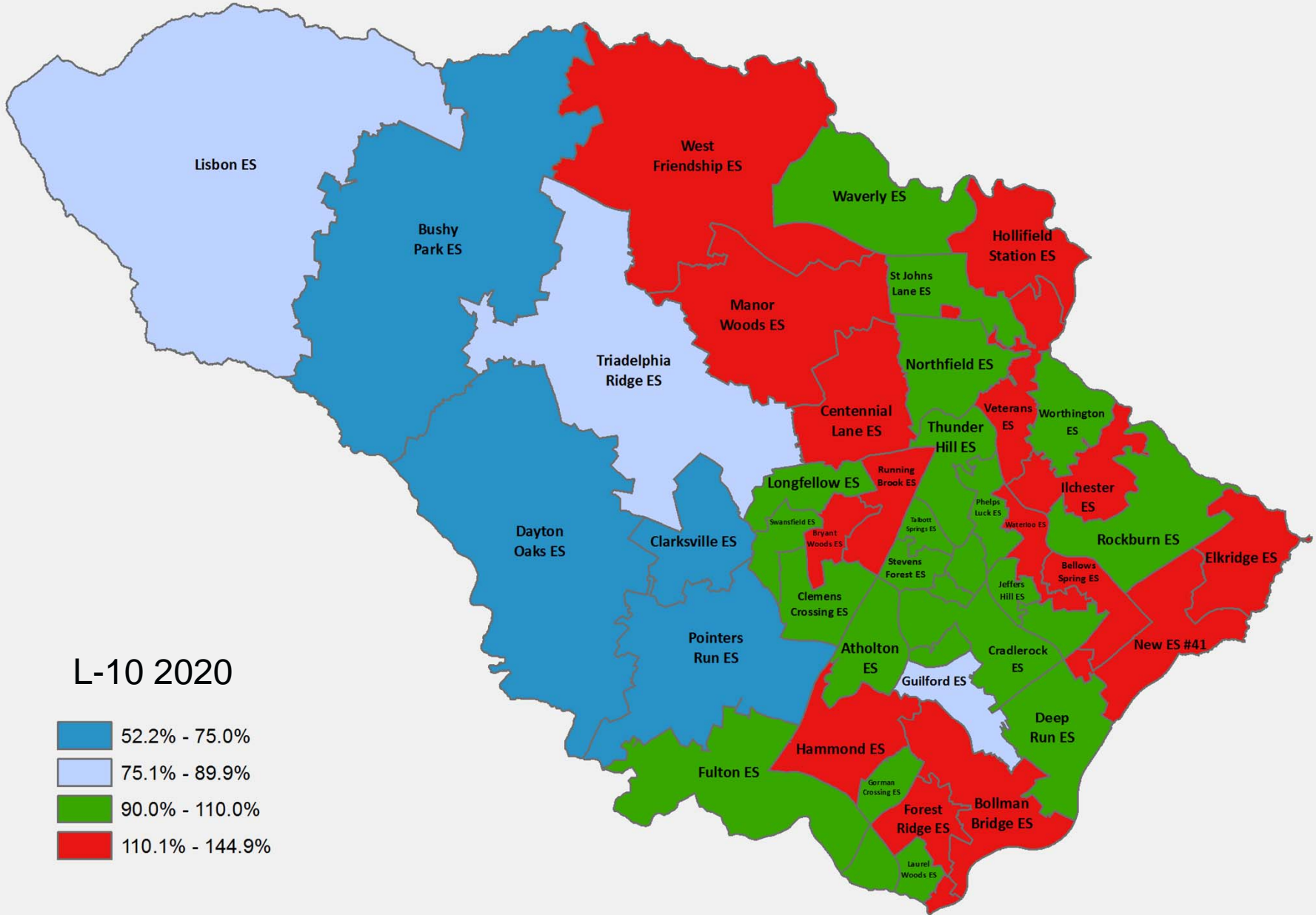
L-10 2017

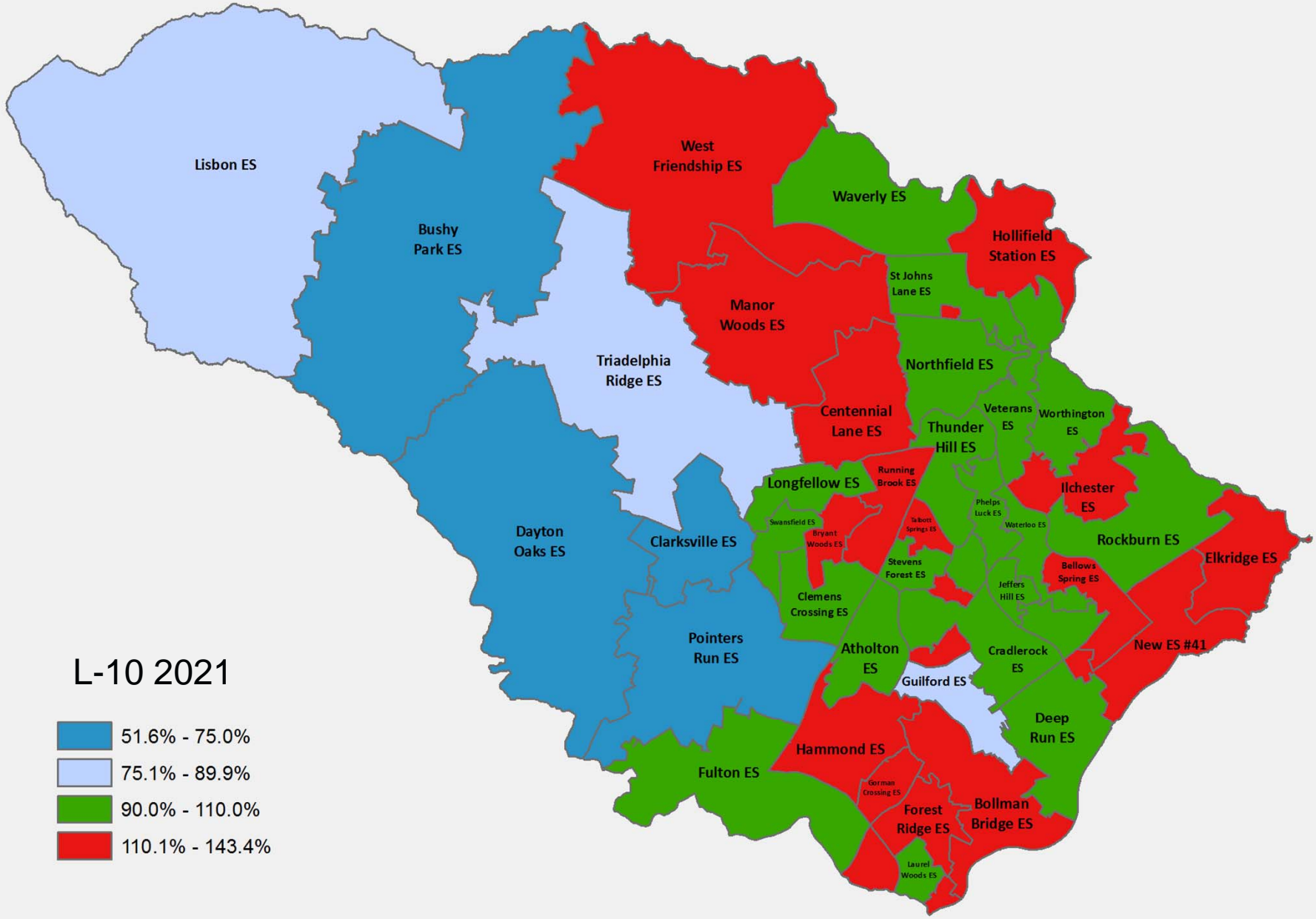
- 54.6% - 75.0%
- 75.1% - 89.9%
- 90.0% - 110.0%
- 110.1% - 133.5%



L-10 2018

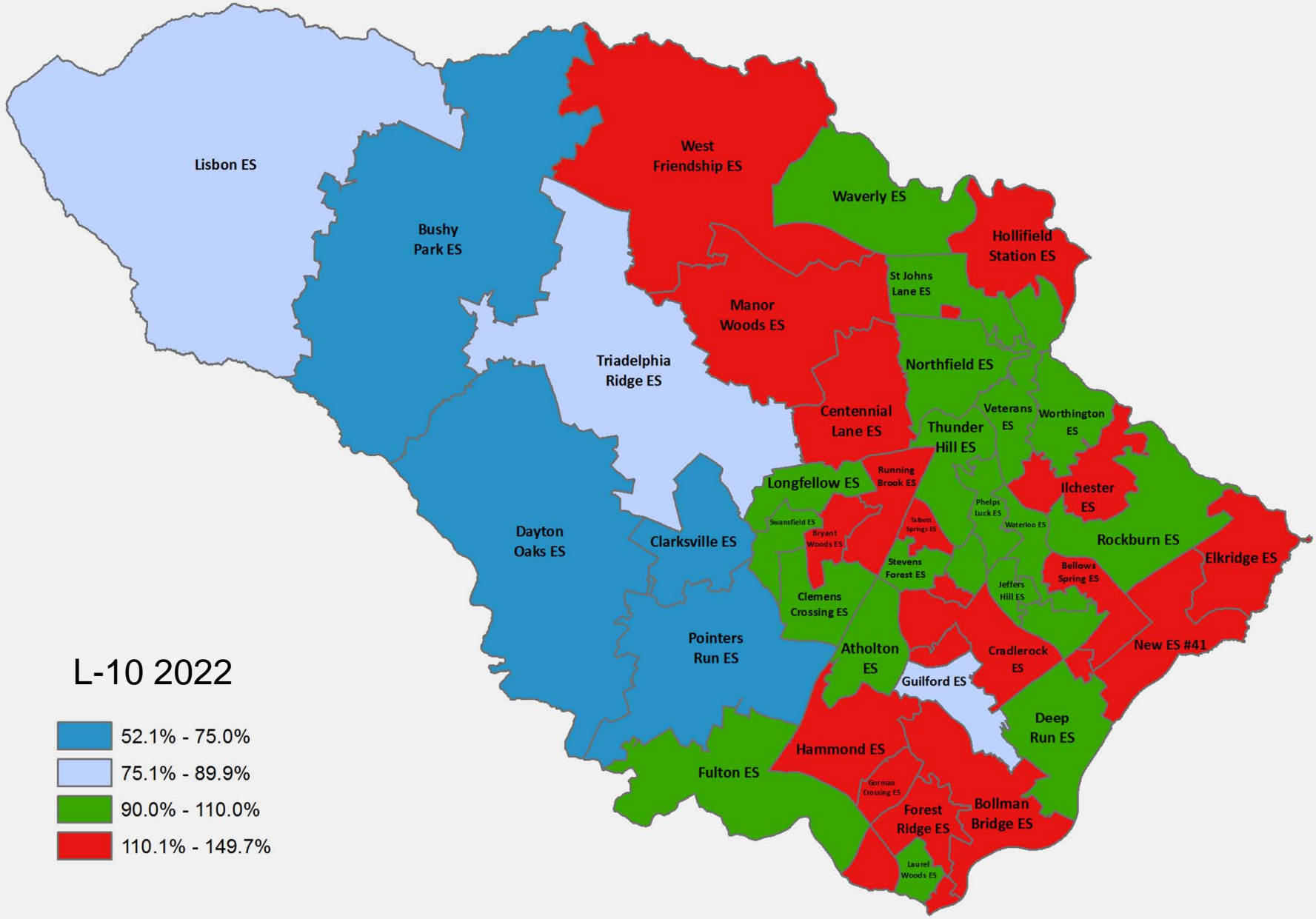
- 50.3% - 75.0%
- 75.1% - 89.9%
- 90.0% - 110.0%
- 110.1% - 139.2%





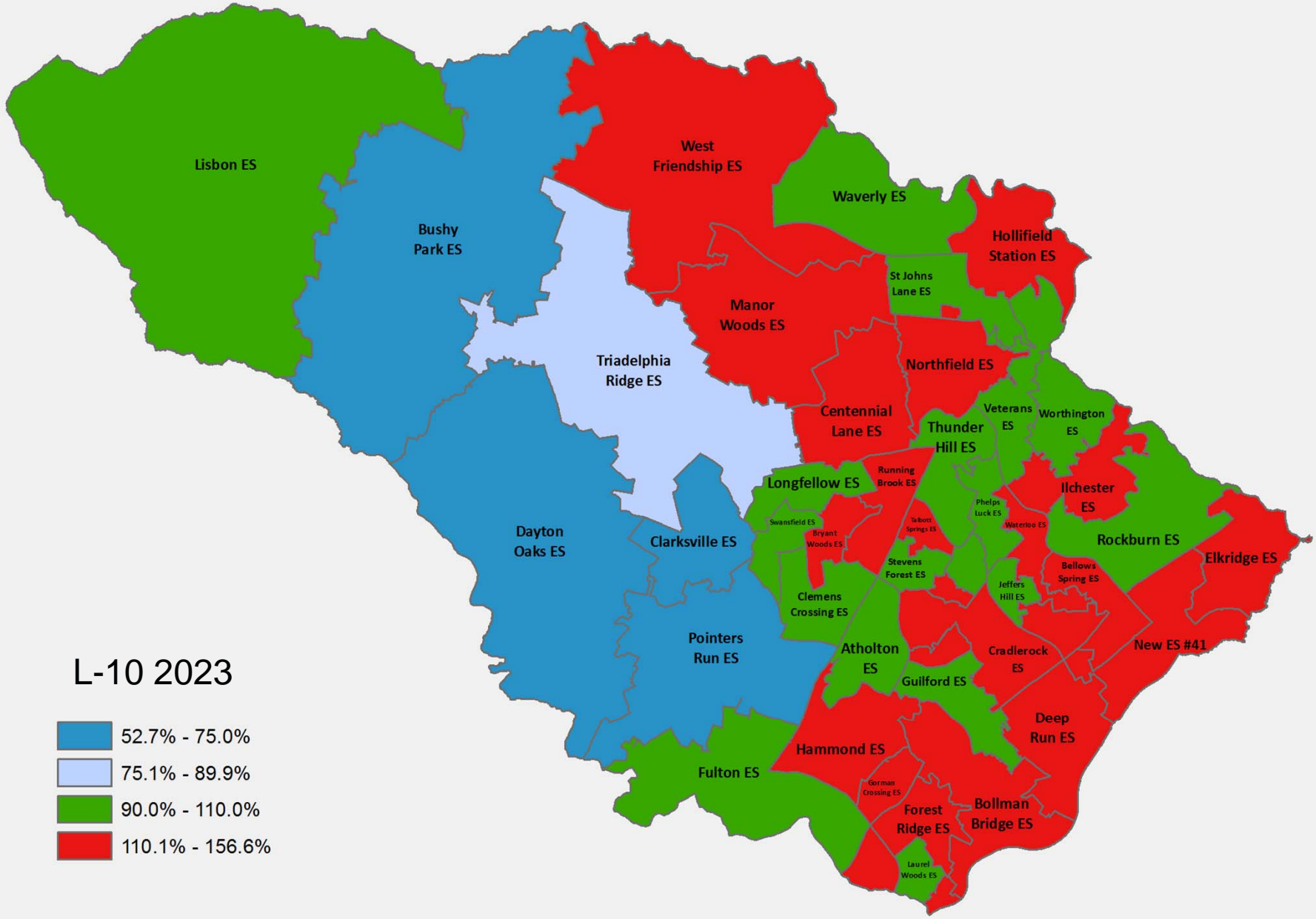
L-10 2021

- 51.6% - 75.0%
- 75.1% - 89.9%
- 90.0% - 110.0%
- 110.1% - 143.4%



L-10 2022

- 52.1% - 75.0%
- 75.1% - 89.9%
- 90.0% - 110.0%
- 110.1% - 149.7%



L-10 2023

- 52.7% - 75.0%
- 75.1% - 89.9%
- 90.0% - 110.0%
- 110.1% - 156.6%

Findings

➤ Locations

- ES-41
- Ilchester

➤ Topics

- Underutilized schools
- Temporary high utilization
- Distance traveled
- Small feeds

Evaluation

- Survey of committee members
- 10 participated
- 3 questions with ranged answers
- 3 questions with open answers
- Space for additional comment

Evaluation

Q -1.1: Satisfaction with location/time/set-up

Very Satisfied	50% (5)
Satisfied	40% (4)
Unsatisfied	0% (0)
Very unsatisfied	10% (1)

Evaluation

Q-1.2: Satisfaction with ability to participate

Very Satisfied	50% (5)
Satisfied	40% (4)
Unsatisfied	0% (0)
Very unsatisfied	10% (1)

Evaluation

Q-1.3: Satisfaction with tools / resources

Very Satisfied	40% (4)
Satisfied	40% (4)
Unsatisfied	20% (2)
Very unsatisfied	0% (0)

Evaluation

Q-1.3: Satisfaction with tools / resources

Very Satisfied	40% (4)
Satisfied	40% (4)
Unsatisfied	20% (2)
Very unsatisfied	0% (0)

Q-2 Effective Parts of Process

- Able to discuss and express concerns
- Implementation of AAC's ideas
- Technical setup allowed instant analysis
- Meetings gave opportunity to discuss concerns and test scenarios
- Email ideas to staff and get reports
- Visualize group ideas
- Groups worked to explore citizen concerns
- Time given for group work
- Process was transparent

Q-3 Least Effective Parts of Process

- “Group-Think”
- Open ended goals
- Some ideas untested to accomplish group consensus.
- Looked at same polygons to satisfy parents.
- No “winning solution”
- No direct access to “The Whiffer”
- Earlier meetings less productive
- Polygon summaries in PDF cumbersome
- Some members pushed neighborhood agenda
- Maps not effective

Q-4 Future Improvement

- Invest in ways to get group up to speed more quickly, perhaps longer early sessions or twice a week early on.
- Consider orientation without public present to learn the technical aspects of process.
- Convey how staff plan may be changing based upon feedback from AAC.
- Don't give homework until group exercises have been tried.
- An iPad for each table may be a good idea.
- Give members spreadsheets with data so they can test ideas at home.
- Start immediately after Feasibility Study to provide more time.
- Provide maps with more detail.

Q-4 Other Comments

- Hope that committee's recommendations have enough merit to be presented to BOE.
- Thank you for opportunity. I learned a great deal about school system.
- While there is not much input so far on changes to western region, staff is cautioned that lack of response may not truly reflect community concerns.
- Provide a neutral point in survey design.
- The first few meetings were unproductive.
- Provide citizen feedback as soon as possible.
- Great job by AAC in timeframe provided
- Cooling system was a challenge.

Next Points on Timeline

- **September 11/12, 2012:** Draft redistricting plans presented - Howard HS (9/11) and Centennial HS (9/12) at 7:30 p.m.
- **October 18, 2012:** Final staff plan presented to BOE at 7:30 p.m.
- BOE Meetings on proposed redistricting at:
 - **October 25, 2012:** Work session at 7:30 p.m.
 - **October 30, 2012:** Public hearing at 7:00 p.m. (register to speak)
 - **November 8, 2012:** Work session at 7:30 p.m.
 - **November 13, 2012:** Work session at 7:30 p.m. (if needed)
- **November 15, 2012:** BOE votes on redistricting for 2013-2014 school year

Questions
Comments